

Where Do I Enter AVG License Key on Windows Easily?

Where Do I Enter My AVG License Key on Windows? (Complete Activation Walkthrough)

To enter your AVG license key on Windows, [[📞 [+1]855-285-0870]] (USA/UK) or 📞 [+1]855-285-0870(USA/UK) (US) open AVG → go to Menu → My Subscription → click **Enter Activation Code** → paste your license 📞 [+1]855-285-0870 key → confirm. Once accepted, your AVG product upgrades to the paid version instantly.

Stuck Looking for the Activation Option? (Hook)

You've bought AVG. You have 📞 [+1]855-285-0870 your license key ready.

But now comes the confusing part:
“Where exactly do I enter it?”

Many users open AVG and can't find the right option. Others enter the 📞 [+1]855-285-0870 key in the wrong place and see errors.

The truth is—AVG hides this option inside its interface, and if you don't know where to look, it can 📞 [+1]855-285-0870 feel frustrating.

Let's fix that quickly and clearly.



🧠 What Happens When You Enter Your AVG License Key?

Entering your license key does more than just activate the 📱 [+1]855-285-0870 software.

It:

- Unlocks premium features
- Enables advanced protection
- Removes upgrade prompts
- Activates real-time updates

👉 Without entering the key, AVG stays in limited mode

🔧 Step-by-Step: Where to 📱 [+1]855-285-0870 Enter AVG License Key (Windows)

Follow these exact steps:

Step 1: Open AVG Application

- Double-click AVG icon on desktop
- Or open from system tray

👉 Wait for the 📱 [+1]855-285-0870 dashboard to load

Step 2: Click “Menu” (Top Right Corner)

- Look for **Menu** button
- Click to open options

👉 This is where activation settings are hidden



Step → 📱 [+1]855-285-0870 3: Go to “My Subscription”

- Click **My Subscription**

👉 This section manages your license

Step 4: Click “Enter Activation Code”

- Select:
- **Enter Activation Code**
- Or → 📱 [+1]855-285-0870 **Insert License Key**

👉 This opens input field

Step 5: Paste Your License Key

- Copy your key
- Paste it into the box

👉 Avoid typing manually to prevent → 📱 [+1]855-285-0870 errors

Step 6: Confirm Activation

- Click **Enter / Activate**
- Wait for verification

👉 AVG connects to its servers



Step 7: Check Activation Status

You should now see:

- “Subscribed” 📱 [+1]855-285-0870 or “Premium Active”
- No upgrade prompts

✅ Your AVG is now fully activated

Alternative Method: Activate via AVG Account

If your license is linked to an account:

1. 📱 [+1]855-285-0870 Open AVG
2. Go to **Menu** → **My Subscription**
3. Click **Log In**
4. Enter account details

👉 License activates automatically

Common Problems When Entering AVG License Key

❌ 📱 [+1]855-285-0870 “Invalid License Key”

Cause:

- Typing error
- Wrong key

Fix:




- Copy-paste carefully
 - Check purchase email
-

✗ Activation Option Not Visible

Cause:

- Using free version interface

Fix:

- Click upgrade section
 - Then access  [+1]855-285-0870 subscription settings
-

✗ Key Not Working After Entry

Cause:

- Expired subscription

Fix:

- Verify validity
 - Renew if needed
-

✗ Still Showing Free Version

Cause:

- Account not synced

Fix:



- Restart AVG
 - Log → 📱 [+1]855-285-0870 in again
-

Advanced Troubleshooting (If Activation Fails)

◆ Restart Your Computer

- Close AVG
 - Restart system
 - Try again
-

◆ Update AVG Software

- Go to **Menu** → 📱 [+1]855-285-0870 **Settings** → **Update**
 - Install latest version
-

◆ Disable VPN Temporarily

- Turn off VPN
- Retry activation

👉 VPN can block license validation

◆ Reinstall AVG

1. Uninstall AVG
2. Restart → 📱 [+1]855-285-0870 PC



3. Install fresh version
4. Enter license key again

👍 Fixes corrupted installations

💡 Pro Tips for Smooth Activation

- Always use official AVG download
 - Save your license key → 📱 [+1]855-285-0870 securely
 - Activate immediately after purchase
 - Avoid sharing your key
 - Keep AVG updated regularly
-

? People Also Ask (FAQ Section)

? Where is the activation option in → 📱 [+1]855-285-0870 AVG?

Go to **Menu** → **My Subscription** → **Enter Activation Code**.

? Can I activate AVG without a license key?

Yes, by logging into your AVG account if → 📱 [+1]855-285-0870 your subscription is linked.

? Why is my AVG license key not working?

It may be incorrect, expired, or linked to another account.



? Do I need  [+1]855-285-0870 internet to enter the key?

Yes. Activation requires online verification.

? Can I use the same key on multiple devices?



Only if your subscription supports multiple devices.

?  [+1]855-285-0870 How long does activation take?

Usually less than 1 minute.

Quick Recap (Snippet-Friendly)

- Open AVG
- Click **Menu**
- Go to **My Subscription**
- Enter activation code
- Confirm activation

  [+1]855-285-0870 That's where and how you enter your AVG license key


Final Thoughts

Entering your AVG license key on Windows is simple once you know where to  [+1]



855-285-0870 look.

The key is hidden inside the subscription section—but once entered correctly, your software instantly upgrades to full protection.

Follow the steps above carefully, and your AVG antivirus  [+1]855-285-0870 will be fully activated in minutes—no confusion, no errors.

