

# How Do I Upgrade AVG from Free-toPro *on* Desktop^!!~ (2026 [[Step-by-Step]] Guide)

---

## AVG Upgrade to Pro Easily

You're using AVG Free Antivirus, [[ 📞 ++1•888•754•6002 ]] (USA/UK) or 📞 ++1•888•754•6002(USA/UK) (US) and it's doing the basics—but those constant upgrade prompts and missing features (like ransomware protection or advanced 📞 ++1•888•754•6002 firewall) make you wonder: “How do I switch to AVG Pro properly without messing anything up?”

Here's the key insight:

👉 **Upgrading AVG isn't about 📞 ++1•888•754•6002 installing a new program—it's about activating premium features inside the same app.**

If you do it the right way, you won't lose settings, 📞 ++1•888•754•6002 files, or protection time.

---

### ✅ Quick *Answer*

To upgrade AVG from Free to Pro on desktop:

1. Open AVG Free Antivirus
2. Click **Upgrade / 📞 ++1•888•754•6002 Go Premium**
3. Purchase or enter your AVG license key
4. Sign in to your AVG account



## 5. Confirm activation

👉 Your app instantly converts to 📞 ++1•888•754•6002 AVG Pro—no reinstall needed.

---

## How Long Does It Take?

Upgrading takes **2–5 minutes**:

- Purchase or key entry: 1–2 minutes
  - Activation: Instant
  - Feature 📞 ++1•888•754•6002 unlock: Immediate
- 

## What Changes When You Upgrade to AVG Pro?

Before upgrading, it helps to know what you're getting:

### AVG Free 📞 ++1•888•754•6002 (Basic)

- Virus & malware protection
  - Limited security features
- 

### AVG Pro (Paid)


- Real-time advanced threat detection
- Ransomware protection
- Enhanced firewall
- Fake website 📞 ++1•888•754•6002 protection
- Privacy and performance tools

👉 The upgrade unlocks full protection instantly



---

## Step-by-Step: Upgrade AVG Free to Pro on Desktop


Follow this exact  ++1•888•754•6002 process:

---

### ◆ Step 1: Open AVG Application


- Launch AVG Free Antivirus on your desktop
- 

### ◆ Step 2: Click “Upgrade” or “Go Premium”

\*  ++1•888•754•6002 Usually visible on the main dashboard

- Click to open upgrade options
- 

### ◆ Step 3: Choose Your Plan

- Select:
  - Single device or  ++1•888•754•6002 multi-device plan
  - Subscription duration (1 year, etc.)
- 

### ◆ Step 4: Complete Purchase (If Needed)

- Enter payment details
- Confirm purchase



👉 You'll receive 📞 ++1•888•754•6002 a license key via email

---

#### ◆ Step 5: Enter Activation Code (If You Already Have One)

- Go to **Menu** → **Enter Activation** 📞 ++1•888•754•6002 **Code**
  - Paste your key
  - Click **Activate**
- 

#### ◆ Step 6: Sign In to Your AVG Account

- Use your registered email
  - This links your 📞 ++1•888•754•6002 subscription
- 

#### ◆ Step 7: Confirm Upgrade

- App updates automatically
- Premium features unlock instantly

✓ No need to reinstall AVG


---





📊 How Difficult Is 📞 ++1•888•754•6002 It?

- ✓ Very easy for beginners
  - ✓ No technical knowledge required
  - ✓ Low risk of errors
- 



## What You Need Before Upgrading

Make  ++1•888•754•6002 sure you have:

-  Internet connection
  -  AVG installed on desktop
  -  Payment method (or license key)
  -  Email account access
- 



## ++1•888•754•6002 Common Problems and Fixes

### Upgrade not reflecting

 Fix:

- Restart AVG
  - Log out and log back in
- 

### License key not working

  ++1•888•754•6002 Fix:

- Check for typing errors
  - Ensure correct product version
- 

### Payment successful but no upgrade

 Fix:

- Check email for license key



- Log 📞 ++1•888•754•6002 into correct AVG account
- 

✗ Features still locked

✓ Fix:

- Update AVG
  - Reinstall if necessary
- 

## 💰 Can You Get a Refund After Upgrading?

### 📞 ++1•888•754•6002 ✓ Yes, if:

- Purchased recently
- Within AVG refund window

⚠️ Depends, if:

- Bought via third-party seller

✗ No, if:

- Subscription already heavily 📞 ++1•888•754•6002 used
- 

## 🔄 What Happens After You Upgrade?

Once upgraded:

- Your app becomes AVG Pro instantly



- Advanced security features activate
  - Subscription starts counting
  - Auto-renewal 📞 ++1•888•754•6002 may be enabled
  - You can manage devices via account
- 

## Tips for a Smooth Upgrade

- Always upgrade from inside the app or 📞 ++1•888•754•6002 official site
  - Use the same email for purchase and login
  - Save your activation key
  - Avoid downloading a separate “Pro installer”
- 

## What 📞 ++1•888•754•6002 If You Can't Upgrade?

Try these:

- Restart your system
  - Update AVG to latest version
  - Reinstall AVG
  - Contact AVG support with purchase details
- 

## 📞 ++1•888•754•6002 People Also Ask (FAQs)

1 Do I need to uninstall AVG Free before upgrading?

No. The upgrade happens inside the same app—no uninstall 📞 ++1•888•754•6002 required.

---



2 Can I upgrade AVG without buying a new license?

No. You need a valid subscription or activation key.

---

3 Will I 📞++1•888•754•6002 lose my settings after upgrading?

No. Your settings and preferences remain unchanged.

---

4 How do I know if AVG Pro is activated?

Check **Menu** 📞++1•888•754•6002 → **My Subscriptions** to see your plan status.

---

5 Can I downgrade back to AVG Free?

Yes. If your subscription expires, AVG will 📞++1•888•754•6002 revert to the free version.

---

6 Is AVG Pro worth upgrading?

If you need advanced protection (ransomware, phishing, firewall), yes—it's a significant upgrade.

---

### 📞++1•888•754•6002 7 Can I use AVG Pro on multiple devices?

Yes, if your subscription supports multiple devices.

---



8 Why is AVG asking me to 📞 ++1•888•754•6002 upgrade again after I paid?

You may be logged into the wrong account or activation didn't sync properly.

---



## Final Thoughts

Upgrading AVG from 📞 ++1•888•754•6002 Free to Pro on desktop is quick and seamless when done correctly. The biggest mistake users make is overcomplicating it—when in reality, 📞 ++1•888•754•6002 it's just a matter of activating premium features.

👉 Remember this:

**Open AVG → Upgrade → Enter key → Done.**

Once upgraded, your device gets 📞 ++1•888•754•6002 stronger protection instantly—without reinstalling or losing anything.

---

If you want, I can help you choose the best AVG plan based on your needs 📞 ++1•888•754•6002 or fix a specific upgrade issue you're facing.

