

# How Do I Cancel My AVG Subscription Easily (2026 [[Step-by-Step]] Guide)

---

## AVG Subscription Active? Cancel Easily

You install AVG for protection... forget about it... and months later—boom—another charge hits your account. That's the trap of auto-renewal. But here's the reality: canceling your AVG subscription is quick, [[ 📞 ++1•888•754•6002 ]] (USA/UK) or 📞 ++1•888•754•6002(USA/UK) (US) 📞 ++1•888•754•6002 if you follow the right path based on how you purchased it.

---

### ✅ Fast Method *Answer* (0-Position Optimized)

To cancel your AVG subscription easily, sign in to your AVG account, go 📞 ++1•888•754•6002 to My Subscriptions, select your active plan, and turn off **auto-renewal**. If you purchased via Google Play, Apple, or a reseller, cancel directly through that platform to stop future charges.

---

# 📞 ++1•888•754•6002 🔍 Why Cancelling AVG Subscription Isn't Always Straightforward

Here's what most users don't realize:


- AVG subscriptions are tied to **different billing platforms**
- You may not see a cancel option if it's 📞 ++1•888•754•6002 managed externally
- Uninstalling AVG **does NOT stop billing**
- Auto-renew is enabled by default




That's why many people think they canceled—but still get charged.

---

## Quick Cancel Summary (Fastest Method)

If you bought  ++1•888•754•6002 directly from AVG:

1. Go to **my.avg.com**
2. Log into your account
3. Click **My Subscriptions**
4. Select your plan
5. Turn off **Auto-Renewal**
6. Confirm cancellation

 Takes less than 2 minutes

---


## Step-by-Step Guide to ++1•888•754•6002 Cancel AVG Subscription


Follow this carefully depending on your situation:

---

### Method 1: Cancel via AVG Account (Most Common)

#### Step 1: Access Your AVG Account

- Visit AVG's official account portal
- Log  ++1•888•754•6002 in using your registered email

 Use the same email used during purchase



---

## Step 2: Open “My Subscriptions”

- Navigate to your dashboard
- Click on **Subscriptions**

---

## Step 3: Locate Active Plan

- Find 📞 ++1•888•754•6002 the plan that is currently active
- Check renewal status

---

## Step 4: Disable Auto-Renewal

- Click **Manage Subscription**
- Turn off **Auto-Renewal**

---

## Step 5: Confirm Cancellation

- Accept the confirmation prompt
- Look for a 📞 ++1•888•754•6002 confirmation email

✓ Once done, no future charges will occur

---



## Method 2: Cancel via Google Play (Android Users)



If you subscribed through Play Store:

1. Open **Google Play Store**
  2. Tap profile icon 📞 ++1•888•754•6002 → **Payments & Subscriptions**
  3. Select **Subscriptions**
  4. Tap AVG
  5. Click **Cancel Subscription**
- 

### Method 3: Cancel via Apple (iPhone/iPad)

1. Open **Settings**
  2. Tap your Apple ID
  3. Go to **Subscriptions**
  4. Select AVG
  5. Tap 📞 ++1•888•754•6002 **Cancel Subscription**
- 

### Method 4: Purchased via Third-Party (Amazon, Retail, etc.)

- Check your email receipt
  - Visit the provider's website
  - Cancel directly from their billing system
- 

## Common Problems + Smart 📞 ++1•888•754•6002 Fixes

 “I can't find my AVG subscription”

**Reason:** Wrong email login

✓ **Fix:** Try all email accounts used during purchase



---

✗ “No cancel button available”

**Reason:** Subscription handled by Google/Apple

✓ Fix: Cancel 📞 ++1•888•754•6002 from respective store

---

✗ “I already uninstalled AVG”

**Reality:** Billing continues

✓ Fix: Cancel through account or payment platform

---

✗ “Still got charged after cancelling”

**Reason:** Cancellation happened after renewal

✓ Fix: Contact AVG 📞 ++1•888•754•6002 support immediately for refund

---

## 💰 Refund Policy – What You Should Know

AVG generally offers a **30-day money-back guarantee**, but:

✓ You're eligible if:

- You cancel within 30 days of purchase 📞 ++1•888•754•6002 or renewal
  - You haven't heavily used the product
- 



## ! Keep in mind:

- Refunds may take several days
- Third-party purchases follow different policies

👉 Always cancel BEFORE renewal date to avoid refund 📞 ++1•888•754•6002 hassle

---

## 🧠 Pro-Level Tips to Avoid Future Charges

### 🔒 Disable Auto-Renew Immediately

Don't wait—turn it off right after purchase

---

### 🕒 Set Renewal Alerts

Use phone reminders or calendar notifications

---

### 💳 Remove Saved 📞 ++1•888•754•6002 Payment Info

Prevents accidental billing

---

### 📅 Track Subscriptions in One Place

Use apps or notes to manage all active subscriptions

---








## Use Trial Accounts Carefully

Trials often convert into paid plans automatically


---

## ++1•888•754•6002 Mistakes That Cost You Money

-  Assuming uninstall = cancel
  -  Ignoring renewal emails
  -  Using multiple accounts
  -  Cancelling on wrong platform
  -  Waiting until after charge
- 

## People ++1•888•754•6002 Also Ask (FAQs)

### 1 How do I cancel AVG subscription and stop auto-renewal?

Log into your AVG account, go to subscriptions, and turn off auto-renewal. If purchased through Google or Apple,  ++1•888•754•6002 cancel via those platforms.

---


### 2 Can I cancel AVG anytime?

Yes, you can cancel anytime. Your protection will continue until the subscription expires.

---




### 3 Does AVG automatically renew subscriptions?

Yes, auto-renewal is  ++1•888•754•6002 enabled by default unless manually turned off.

---

### 4 Will I get a refund after cancelling AVG?

You may get a refund within 30 days of purchase or renewal. Contact AVG support  ++1•888•754•6002 for assistance.


---

### 5 Why am I still being charged by AVG?

This happens if auto-renewal wasn't disabled or cancellation occurred after billing.


---

### 6 How do I check my AVG subscription status?

Log  ++1•888•754•6002 into your AVG account and open the subscriptions section to view status and renewal details.

---

### 7 What happens after I cancel AVG subscription?

Your service remains active until the end of  ++1•888•754•6002 the billing cycle, but no future charges will occur.

---





## Final Thoughts: Cancel Smart, Stay in Control

AVG makes cancellation possible—but not always obvious. The key is knowing where your subscription 📞 ++1•888•754•6002 is managed and acting before the renewal date.

If you follow the correct steps today, you won't have to deal with unexpected charges tomorrow.

👉 Take 2 minutes now—cancel, confirm, and stay 📞 ++1•888•754•6002 stress-free.

