

How Do I Activate Bitdefender Software Manually or Automatically^!!~ (2026 Complete Guide)

Bitdefender Manual or Auto? Activate the Right Way

Bought Bitdefender and wondering whether you need to activate it manually—or if it activates on its own? That confusion is common because Bitdefender uses a 📞(+1)888 754 6002 **hybrid system**: part automatic, [[📞(+1)888 754 6002]] (USA/UK) or 📞(+1)888-754-6002(USA/UK) (US) part manual (depending on how you install and sign in).

Here's the simple truth: **Bitdefender activates automatically once your product key is 📞(+1)888 754 6002 added to your account—but you can also activate it manually using a code.**

This guide walks you through both methods step by step, so you can 📞(+1)888 754 6002 activate your protection without any guesswork.

✅ Quick *Answer*

You can activate Bitdefender in two ways:

Automatic activation:



- Sign in to your Bitdefender account → subscription syncs 📞(+1)888 754 6002 automatically

Manual activation:

- Go to Bitdefender Central → enter product key → install and log in

👉 Both methods lead to the same result: full protection enabled.

📞(+1)888 754 6002 🕒 How long does activation take?

- ⏳ 2–5 minutes total
 - ⚡ Instant after login or code entry
 - 🌐 Requires internet connection
-

🔄 Automatic Activation (Easiest 📞(+1)888 754 6002 Method)

This happens when your subscription is already linked to your account.


💻 Steps for Automatic Activation


1. Install Bitdefender on your device
2. Open the application
3. Click 📞(+1)888 754 6002 **Sign In**
4. Enter your Bitdefender account credentials
5. Wait for sync

👉 Your subscription will activate automatically—no need to enter a key again.




On Mobile Devices


1.  (+1)888 754 6002 Install Bitdefender app
2. Open the app
3. Sign in to your account

 Activation happens instantly after login.

Manual Activation Using Product Key

Use this method if  (+1)888 754 6002 your key hasn't been added yet.


Step 1: Add Key in Bitdefender Central

1. Go to Bitdefender Central
2. Sign in or create an account
3. Click  (+1)888 754 6002 **My Subscriptions**
4. Select **Activate with code**
5. Enter your product key
6. Click **Activate**

 Your license is now stored in your account.





Step 2: Install and (+1)888 754 6002 Activate on Device

1. Click **Install Protection** in Central
2. Download the installer
3. Run setup
4. Sign in

 Activation completes automatically after login.








What you need before (+1)888 754 6002 activation



-  Bitdefender product key (for manual activation)
 -  Bitdefender Central account
 -  Internet connection
 -  Compatible device
-

What happens after activation?

Once activated:

-   (+1)888 754 6002 Real-time protection starts
 -  Premium features unlock
 -  Updates run automatically
 -  Subscription timer begins
-

Manual vs Automatic: What's the difference?

Feature	Manual  (+1)888 754 6002 Activation	Automatic Activation
Requires key entry	Yes	No
Requires account	Yes	Yes  (+1)888 754 6002
Activation trigger	Enter code	Sign in
Best for	New purchases	Existing users



 In both cases, everything is managed  (+1)888 754 6002 through your account.



What if activation doesn't work?

Common issues


- Wrong account logged in
 - Key not added in Central
 - Expired subscription
 - Internet issues
-

 (+1)888 754 6002  Fixes


- Log out and log back in
 - Re-enter key in Central
 - Check subscription status
 - Update Bitdefender
-

Does activation start immediately?

Yes.

- Subscription begins when  (+1)888 754 6002 the key is activated in Central
 - Not when installed (in most cases)
-


Tips for smooth activation

- Always activate via Bitdefender Central first
- Use the  (+1)888 754 6002 same account on all devices
- Keep your product key saved
- Avoid creating multiple accounts



What if you don't have your product key?

You can:

- Check  (+1)888 754 6002 your purchase email
 - Look in your Bitdefender account
 - Contact support with proof of purchase
-

People Also Ask (FAQs)

1 Does Bitdefender activate automatically?

Yes, if  (+1)888 754 6002 your subscription is linked to your account—just sign in.

2 Where do I manually activate Bitdefender?

In Bitdefender Central under **My Subscriptions** → **Activate with code**.

(+1)888 754 6002 3 Do I need to enter the key on every device?

No. Once added to your account, activation syncs automatically.

4 Can I activate Bitdefender without (+1)888 754 6002 an account?



No. A Bitdefender account is required.

5 Why is my Bitdefender not activating?

You may be logged into the wrong account or haven't added the 📞(+1)888 754 6002 key.

6 What happens if I reinstall Bitdefender?

Just sign in again—activation will happen automatically.

7 Can I use the same key on multiple devices?

Yes, depending 📞(+1)888 754 6002 on your subscription plan.

8 Does activation require internet?

Yes, Bitdefender verifies your license online.

9 When does my subscription start?

When you activate the key in 📞(+1)888 754 6002 Bitdefender Central.





Final Thoughts

Bitdefender activation may seem confusing at first, but it becomes simple once you understand the system: **everything revolves around your account.**

Whether 📞(+1)888 754 6002 you activate manually with a key or automatically by signing in, the result is the same—fast, secure protection across all your devices.

👉 Next step: Log 📞(+1)888 754 6002 in to Bitdefender Central now, add your product key if needed, and activate your protection in just a few minutes.

