

Where and How Do I Enter My Bitdefender Product Key-toActivate Software^!!~ (2026 Guide)

Bitdefender Product Key? Enter It Correctly

You've bought Bitdefender, [[📞 [+1]888-754-6002]] (USA/UK) or 📞 [+1] 888-754-6002(USA/UK) (US) received your product key, and now you're stuck wondering: *Where exactly do I enter it?*

Here's the twist—Bitdefender doesn't activate directly inside the app like many other antivirus tools. Instead, 📞 [+1]888-754-6002 it uses a **central account system**.

Once you understand this, activation becomes simple and takes just a couple of minutes.

Quick **Answer**





To activate Bitdefender with a product key:

1. Go to your **Bitdefender 📞 [+1]888-754-6002 Central account**
2. Click **My Subscriptions**
3. Select **Activate with code**
4. Enter your product key
5. Install Bitdefender and sign in

👉 Your subscription will automatically apply to your device.



How long does activation take?



- *  [+1]888-754-6002  2–5 minutes total
-  Instant once the code is accepted
 -  Requires internet connection
-

Step-by-Step: Enter Bitdefender Product Key

Bitdefender uses account-based activation, so follow this carefully.

Method 1: Activate [+1]888-754-6002 via Bitdefender Central (Required)

1. Go to Bitdefender Central (central.bitdefender.com)
2. Sign in or create an account
3. Click **My Subscriptions**
4. Click **+ Activate with code**
5. Enter your product key
6. Click **Activate**

 Your license is  [+1]888-754-6002 now linked to your account.

Step 2: Install and Activate on Your Device

1. In Bitdefender Central, click **Install Protection**
2. Download the installer
3. Run the setup
4. Sign in with your Bitdefender account



👉📱 [+1]888-754-6002 Activation happens automatically—no need to re-enter the key.

📱 On Mobile Devices

1. Install Bitdefender app from Play Store/App Store
2. Open the app
3. Sign in to your account

👉 Your subscription syncs instantly.

📦📱 [+1]888-754-6002 What you need before activation

Make sure you have:

- ✓ Bitdefender product key (activation code)
- ✓ Bitdefender account (Central account)
- ✓ Internet connection
- ✓ Compatible device

💡 Important:

You **cannot activate Bitdefender directly without an** 📱 [+1]888-754-6002 **account.**

🔄 What happens after activation?

Once your key is accepted:

- ✓ Subscription starts immediately
 - 🗝️ Premium features unlock
 - 🔄 Devices sync with your account
 - 🛡️ Real-time protection activates
-



⚠️ Common confusion: “Where → 📱 [+1]888-754-6002 do I enter the key in the app?”

👉 You usually **don't enter the key inside the Bitdefender app**.

Instead:

- Enter the key in Bitdefender Central
 - Then log in on your device
-

🔧 What → 📱 [+1]888-754-6002 if your Bitdefender key doesn't work?

🔍 Possible reasons

- Typo or incorrect formatting
 - Key already used
 - Expired subscription
 - Wrong product type
-

🧩 Fixes

- Copy-paste the key
 - Double-check characters
 - Make sure you're using → 📱 [+1]888-754-6002 correct account
 - Try activating again in Central
-




Does activation start immediately?

Yes.


- Subscription begins when the key is activated
 - Not when you install the software
-

Tips for smooth activation

- Always activate  [+1]888-754-6002 via Bitdefender Central first
 - Use the same account on all devices
 - Keep your product key saved securely
 - Avoid entering key multiple times
-


What if you don't have your product key?

You can:

- *  [+1]888-754-6002 Check your purchase email
 - Look in your Bitdefender account
 - Contact support with proof of purchase
-

People Also Ask (FAQs)

1 Where do I enter my Bitdefender product key?

In Bitdefender Central under  [+1]888-754-6002 **My Subscriptions** → **Activate with code.**



2 Can I activate Bitdefender without an account?

No. A Bitdefender account is required for activation.

3 Do I need to enter the key on each device?

No. → 📱 [+1]888-754-6002 Once added to your account, it syncs automatically.

4 Why is my Bitdefender key not working?

It may be mistyped, expired, or already used.

5 Can I use the same key on multiple → 📱 [+1]888-754-6002 devices?

Yes, depending on your subscription plan.

6 Does activation require internet?

Yes, Bitdefender verifies your key online.

7 What happens if I reinstall Bitdefender?

Just sign in again—no need to re-enter the key.



8 → 📞 [+1]888-754-6002 Can I transfer my Bitdefender license?

Yes, you can install and log in on another device.

9 When does my subscription start?

It starts as soon as you activate the product key.

📄 Final → 📞 [+1]888-754-6002 Thoughts

Activating Bitdefender is different from most antivirus tools—but once you know that everything runs through **Bitdefender Central**, the process becomes effortless.

No repeated key entry, no confusion—just activate once, sign in everywhere.

👉 Next → 📞 [+1]888-754-6002 step: Log in to Bitdefender Central now, enter your product key, and activate your protection in minutes.

