

# [[\*\*How-to]] Cancel BleachBit Subscription [Step by Step] (2026 Honest ≈&≈ Clear Guide)

---

## BleachBit Cancel Subscription Step-by-Step

You're trying to cancel your BleachBit "subscription"... but here's the twist—**most users don't actually have one.**

BleachBit is widely known as a free, [[ 📞(+1)888 754 6002 ]] (USA/UK) or 📞(+1)888-754-6002(USA/UK) (US) open-source cleaner. So when people search for 📞(+1)888 754 6002 cancellation steps, it usually means one of three things:

- They bought a **donation-based support package**
- They purchased via a **third-party bundle or installer site**
- Or they're being charged by 📞(+1)888 754 6002 a **completely different service**

This guide cuts through the confusion and shows you exactly what to check—and how to cancel the right way.

---

### ✅ Fast Method (Direct *Answer*)

BleachBit itself does 📞(+1)888 754 6002 not require a subscription, as it is free and open-source. If you are being charged, the payment likely comes from a third-party service or donation platform. To cancel, identify 📞(+1)888 754 6002 the billing source (PayPal, reseller, or app store) and disable auto-renewal there. Always confirm cancellation via email.






---

## Step 1: Confirm If You Actually Have a BleachBit Subscription

**Primary keyword:** 📞 (+1)888 754 6002 cancel BleachBit subscription

Before trying to cancel anything, verify this:

### ✓ BleachBit Facts:

-  Free to download and use
-  No built-in subscription system
-  Optional donations (one-time, not recurring 📞 (+1)888 754 6002 by default)

👉 If you're seeing recurring charges, they are **not from BleachBit directly**.

---

## Why You Might Be Getting Charged

Here are the most common scenarios:

### 1 Third-Party Download Sites

Some 📞 (+1)888 754 6002 users install BleachBit through bundled installers that include:

- PC optimization tools
- Trial software subscriptions
- Hidden recurring billing

👉 In this case, the charge is from another service—not BleachBit.

---



## 2 PayPal 📞(+1)888 754 6002 or Card Auto Payments

You may have:

- Signed up for a related service
  - Approved a recurring payment unknowingly
- 

## 3 Mistaken Identity (Different Software)

Many users confuse BleachBit with:

- Other PC cleaner 📞(+1)888 754 6002 tools
- Antivirus subscriptions
- Optimization suites

👉 Always check the exact name on your billing statement.

---

## 🔧 Step-by-Step: Cancel BleachBit-Related Charges

### 🏠 Method 1: Cancel via PayPal

If the charge appears in 📞(+1)888 754 6002 PayPal:

1. Log into PayPal
  2. Go to **Settings** → **Payments** → **Automatic Payments**
  3. Look for unknown or related services
  4. Click the service
  5. Select **Cancel**
- 



## Method 2: Cancel via Bank (+1)888 754 6002 or Card

1. Open your banking app
  2. Check recurring payments
  3. Identify the merchant name
  4. Disable auto-debit or contact bank
- 

## Method 3: Cancel via Email Receipt

1. Search your inbox for:


 (+1)888 754 6002 \* “BleachBit”

- “Cleaner software”
- “PC optimizer”

2. Open the receipt
  3. Click **Manage Subscription / Cancel**
- 

## Method 4: Cancel via Third-Party Platform

If purchased through:

- Google Play → Cancel  (+1)888 754 6002 via Play Store
  - Apple App Store → Cancel via Apple subscriptions
  - Reseller → Use billing portal
- 

## How to Avoid Fake or Hidden Subscriptions



## ✓ Best Practices:

- Download BleachBit 📞 (+1)888 754 6002 only from **official website**
  - Avoid bundled installers
  - Read payment confirmation carefully
  - Never accept unknown trial offers
- 

## ⚠ Common Issues + Fixes

### ✗ “I can’t find BleachBit subscription”

- ✓ Fix: It 📞 (+1)888 754 6002 likely doesn’t exist
  - 👉 Check billing provider instead
- 

### ✗ “I’m still being charged”

✓ Fix:

- Identify merchant name
  - Cancel via PayPal or bank
  - Contact support
- 

### ✗ “I don’t recognize the charge”

✓ 📞 (+1)888 754 6002 Fix:

- Check email receipts
- Verify transaction details




- Contact bank immediately
- 



## “Cancel option missing”

✓ Fix:

- Use desktop browser
  - Check payment provider
  - Contact billing support
- 

## Refund Policy (Important Insight)



Since  (+1)888 754 6002 BleachBit itself is free:

-  No official subscription refunds
-  Refund depends on third-party service

Best approach:

- Request refund from billing provider
  - Provide transaction proof
  - Act quickly
- 

## Smart (+1)888 754 6002 Tips to Avoid Future Charges

-  Monitor recurring payments monthly
-  Keep all purchase emails



- 🇺🇸 Use virtual cards for trials
  - 🗝️ Avoid unknown download sources
  - ! Cancel trials 📞 (+1)888 754 6002 before renewal
- 

## 🚀 Advanced Insight (Critical Awareness)

- BleachBit does NOT charge users
- Any recurring charge is from:
  - Third-party software
  - Bundled services
  - Misleading installers

👉 This is the 📞 (+1)888 754 6002 key takeaway most users miss.

---

## ❌ Mistakes to Avoid

- ❌ Trying to cancel inside BleachBit app
  - ❌ Ignoring unknown charges
  - ❌ Downloading from unofficial sites
  - ❌ Assuming all cleaners 📞 (+1)888 754 6002 are the same
- 

## 🔍 People Also Ask (FAQs)

### 1 Does BleachBit have a subscription?

No, BleachBit is free and does not require a subscription.



---

## 2 Why am I being charged 📞(+1)888 754 6002 for BleachBit?

You are likely being charged by a third-party service or bundled software.

---

## 3 How do I cancel BleachBit subscription?

There is no official subscription. Cancel the charge via PayPal, 📞(+1)888 754 6002 bank, or billing provider.

---

## 4 Can I get a refund for BleachBit charges?

Refunds depend on the third-party service that charged you.

---

## 5 Is BleachBit safe to use?

Yes, if downloaded 📞(+1)888 754 6002 from the official website.

---

## 6 How do I stop unknown recurring charges?

Check PayPal, bank statements, and cancel auto-payments immediately.

---



7 What should I do if I don't recognize the 📞(+1)888 754 6002 charge?

Contact your bank and request transaction details or dispute the charge.

---

## Conclusion

Here's the honest truth: **BleachBit does not have a subscription to cancel.** If you're being charged, the 📞(+1)888 754 6002 source is almost always external.

👉 Identify the billing provider, cancel from there, and secure your payment method.

Once you follow this approach, you eliminate confusion—and take full control over your 📞(+1)888 754 6002 finances.

