

[[**How-to]] Cancel CleanMyMac Premium Subscription Without Confusion (2026 Clear Guide)

CleanMyMac Premium Plan Active? Cancel Easily

You cleaned your Mac, [[📞 +1888 754 6002]] (USA/UK) or 📞 +1888-754-6002(USA/UK) (US) freed up storage, and moved on—but your **CleanMyMac Premium subscription didn't**.

Many users assume uninstalling the app or stopping usage cancels 📞 +1888 754 6002 everything. It doesn't. CleanMyMac subscriptions are tied to **your billing account**, not the app itself—so charges keep coming unless you manually stop them.

Let's break 📞 +1888 754 6002 this down into a simple, confusion-free process you can follow right now.

✅ Fast Method (Direct *Answer*)





To cancel your **CleanMyMac Premium subscription**, log into 📞 +1888 754 6002 your account with the billing provider (such as MacPaw, Paddle, or Setapp), go to subscription settings, and disable auto-renewal. If subscribed through Apple or 📞 +1888 754 6002 another platform, cancel directly there. Always confirm cancellation via email to stop future charges.




Quick Reality Check (Before You Cancel)

Primary keyword: cancel CleanMyMac  +1888 754 6002 subscription

Here's what most users get wrong:

-  Deleting CleanMyMac does NOT cancel subscription
-  Auto-renewal is enabled by default
-  You must cancel via  +1888 754 6002 the **original purchase platform**

 If you skip this, billing continues.


Step-by-Step: Cancel CleanMyMac Premium Subscription

 **Method 1: Cancel via MacPaw Account (Direct  +1888 754 6002 Purchase)**

Step 1: Sign In

- Visit MacPaw official website
 - Click **Sign In / My Account**
 - Enter your registered email
-

Step 2: Open Subscription Settings

- *  +1888 754 6002 Navigate to **My Products / Subscriptions**
 - Locate your CleanMyMac Premium plan
-



Step 3: Turn Off Auto Renewal

- Click **Manage Subscription**
 - Select **Cancel Subscription** / 📞 +1888 754 6002 **Disable Auto Renewal**
 - Confirm your action
-

Step 4: Verify Confirmation

- Check your email inbox
- Save confirmation email

⚠️ No confirmation = subscription still active

📱 📞 +1888 754 6002 Cancel Based on Purchase Platform

🍏 Apple (App Store Purchase)

1. Open **Settings**
 2. Tap your Apple ID
 3. Go to **Subscriptions**
 4. Select CleanMyMac
 5. Tap **Cancel Subscription**
-


📞 +1888 754 6002 🇺🇸 Paddle (Common Billing Partner)

1. Open your purchase email
2. Click **Manage Subscription**



3. Cancel via Paddle billing portal


Setapp Subscription (If Using Setapp Bundle)

CleanMyMac  +1888 754 6002 may be part of Setapp.

Steps:


- Log into Setapp account
 - Go to **Subscription**
 - Click **Cancel Plan**
-

Manage Your CleanMyMac Subscription Settings

Canceling is only  +1888 754 6002 one part. You can also manage:

Available Controls

- Enable/disable auto-renewal
- Update payment method
- View renewal date
- Upgrade/downgrade plan
- Manage licenses/devices

 All available via  +1888 754 6002 MacPaw or billing platform dashboard.



Common Issues + Fixes

“I deleted CleanMyMac but still got charged”

- ✓ Fix: Software removal ≠ subscription cancellation
👉📞 +1888 754 6002 Cancel via billing provider
-

“I can’t find my subscription”

- ✓ Fix:
- Check multiple email accounts
 - Search purchase receipt
 - Identify billing provider
-

“Cancel option +1888 754 6002 not visible”

- ✓ Fix:
- Use desktop browser
 - Clear cache
 - Disable extensions
-

“Charged after canceling”

- ✓ Fix:
- Verify cancellation timing
 - Contact support immediately



- Provide confirmation proof
-

#📞+1888 754 6002 💰 Refund Policy (What to Expect)

CleanMyMac / MacPaw generally offers:

- ✓ **30-day money-back guarantee**
- ⚠️ Renewal refunds depend on timing

Best approach:

- Cancel before📞+1888 754 6002 renewal
 - Request refund immediately after charge
-

🧠 Smart Tips to Avoid Future Charges

- 📅 Set renewal reminders
 - 📧 Keep billing emails safe
 - 💳 Monitor📞+1888 754 6002 subscriptions regularly
 - 🔒 Use one email for subscriptions
 - ⚠️ Cancel 2–3 days before billing
-

🚀 Advanced Insights (Most Users Miss This)

- Turning off auto-renewal📞+1888 754 6002 does NOT remove access immediately
 - You can use CleanMyMac until subscription expires
 - Some users receive **discount offers during cancellation**
 - Manual renewal gives better control
-



#📞 +1888 754 6002 ❌ Mistakes to Avoid

- ❌ Assuming uninstalling cancels billing
 - ❌ Ignoring renewal emails
 - ❌ Using multiple emails unknowingly
 - ❌ Waiting until after billing
-

🔍📞 +1888 754 6002 People Also Ask (FAQs)

1 How do I cancel CleanMyMac subscription easily?

Log into your MacPaw account or billing provider and disable auto-renewal from subscription📞 +1888 754 6002 settings.

2 Can I cancel CleanMyMac anytime?

Yes, you can cancel anytime. Your subscription remains active until the current billing period ends.

3 Why am📞 +1888 754 6002 I still being charged after deleting CleanMyMac?


Because uninstalling does not cancel the subscription. You must disable auto-renewal separately.




4 Where do I manage CleanMyMac +1888 754 6002 subscription?

Through MacPaw account, Apple App Store, Paddle, or Setapp depending on purchase method.

5 Will I get a refund after canceling CleanMyMac?

You may get  +1888 754 6002 a refund if requested within the refund period and acted quickly after billing.



6 Can I cancel CleanMyMac without logging in?


Yes, by contacting support  +1888 754 6002 and providing purchase details.

7 What happens after I cancel CleanMyMac subscription?


Your plan stays active until expiry, but no further charges occur.

Conclusion

Canceling  +1888 754 6002 your **CleanMyMac Premium subscription** is simple once you follow the correct path. The biggest mistake users make is trying to cancel inside the app  +1888 754 6002 instead of the billing platform.

 Identify your purchase source, cancel from there, and confirm via email.



Once done, you eliminate future charges and regain full  +1888 754 6002 control—no surprises, no confusion, just clarity.

