





[[How-to]] Cancel Comodo and Manage Your Subscription Settings (2026 Complete Guide)**

Comodo Manage Subscription Settings? Cancel Easily

To cancel your Comodo subscription, [[ ++1•888•754•6002]] (USA/UK) or  ++1•888•754•6002(USA/UK) (US) sign in to your Comodo account, go to Subscriptions or Orders, select your active plan, and disable  ++1•888•754•6002 **auto-renewal**. If your purchase was processed through PayPal, a reseller, or card billing, cancel recurring payments there as well to fully stop  ++1•888•754•6002 future charges.

The Real Reason People Struggle With Comodo Cancellation (Hook)

Canceling Comodo isn't hard.
Finding where to cancel it is.

Unlike many modern  ++1•888•754•6002 SaaS tools, Comodo subscriptions can be tied to:

- Your Comodo account
- A third-party reseller
- A payment processor like PayPal



So users often cancel 📞 ++1•888•754•6002 in one place... but billing continues somewhere else.

If you want to cancel Comodo subscription and manage your subscription settings properly, you need 📞 ++1•888•754•6002 to control **both the subscription AND the billing source**.

This guide shows you exactly how.

🧠 How Comodo Subscription Billing Works

Before canceling, understand 📞 ++1•888•754•6002 this system:

- Auto-renewal is usually **enabled by default**
- Billing occurs **before the expiration date**
- Payment methods remain saved
- Subscription may be handled 📞 ++1•888•754•6002 by:
 - Comodo account
 - Reseller platform
 - Payment provider

👉 Uninstalling Comodo software does NOT stop billing.

Step-by-Step: Cancel Comodo Subscription

📞 ++1•888•754•6002 ♦ Method 1: Cancel via Comodo Account (Primary Method)

Follow these steps:

1. Visit Comodo official website
2. Click **Sign In** → **My Account**
3. Enter 📞 ++1•888•754•6002 your email and password
4. Navigate to **Subscriptions / Orders**
5. Locate your active plan
6. Click **Manage Subscription**
7. Turn OFF **Auto-Renewal**



8. Confirm cancellation

✓ Your 📞 ++1•888•754•6002 subscription will not renew after expiry.

🇺🇸 Step 2: Cancel Payment Source (Critical Step)

Even after canceling in account, charges may continue if 📞 ++1•888•754•6002 payment is active.

♦ PayPal Method

1. Log into PayPal
2. Go to **Settings** → **Payments** → **Automatic Payments**
3. Find **Comodo or reseller name**
4. 📞 ++1•888•754•6002 Click it
5. Select **Cancel Automatic Billing**
6. Confirm

👉 This ensures no future charges.

♦ Credit/Debit Card Method

If needed:

1. Contact your bank
2. Request to 📞 ++1•888•754•6002 **block recurring payments**
3. Ask for merchant restriction

⚠ Use as backup.




Alternative Ways to Cancel Comodo Subscription

✓ Cancel via Purchase Email

*  ++1•888•754•6002 Open your confirmation email


- Click:
 - “Manage Subscription”
 - “Cancel Renewal”

 Often the quickest route.

✓ Cancel via Reseller (Very Common)

Many Comodo  ++1•888•754•6002 products are sold via resellers.

1. Identify reseller from your email
2. Log into reseller account
3. Go to billing/subscription settings
4. Cancel auto-renewal

 This is  ++1•888•754•6002 where many users miss the step.


✓ Contact Comodo Support

If you're unsure:

- Visit support page
- Provide:
 - Email
 - Order ID

*  ++1•888•754•6002 Product details




 Response: usually 24–48 hours

How to Manage Comodo Subscription Settings

Instead of canceling fully, you can manage:

✓ Auto-Renewal Settings

* ++1•888•754•6002 Turn ON/OFF renewal

✓ Payment Methods



- Update or remove card

✓ Subscription Plan

- Upgrade or downgrade

✓ Renewal Dates


- Track billing schedule

  ++1•888•754•6002 All available in your account dashboard (or reseller portal).

Common Problems & Fixes

 “Subscription not visible”



👉 You may be logged  ++1•888•754•6002 into the wrong account or used a reseller.

✗ “Still getting charged”

👉 Cancel at payment provider (PayPal or bank).

✗ “Forgot login  ++1•888•754•6002 credentials”

👉 Use password recovery or check purchase email.

✗ “Multiple subscriptions active”


👉 Check all accounts and payment sources.

 Comodo Refund Policy  ++1•888•754•6002 (Important Insight)

Refunds depend on:

- Purchase source (direct or reseller)
- Time since purchase (usually 30 days)
- Usage

To request a refund:

1. Contact support  ++1•888•754•6002 or reseller
2. Provide order details



3. Submit request

👉 Approval varies case by case.

🔍 Quick Fix: Cancel Comodo Subscription in 2 Minutes

If you're 📞 ++1•888•754•6002 in a hurry:

- Log into Comodo account
- Turn OFF auto-renew
- Cancel PayPal automatic billing

🕒 Done in under 2 minutes.

💡 Smart Tips 📞 ++1•888•754•6002 to Avoid Future Charges

- Cancel both subscription and payment authorization
- Save purchase emails
- Disable auto-renew immediately after purchase
- Use virtual cards

👉 These 📞 ++1•888•754•6002 steps prevent unexpected billing.

? FAQ – People Also Ask

1 How do I cancel Comodo subscription completely?

Disable auto-renewal in your account 📞 ++1•888•754•6002 and cancel recurring billing via PayPal or bank.



2 Does uninstalling Comodo cancel subscription?

No. Uninstalling does NOT stop billing.

3 Can I 📞 ++1•888•754•6002 cancel Comodo via PayPal?

Yes, by canceling automatic payments in PayPal settings.

4 Why am I still being charged?

Because billing is active at 📞 ++1•888•754•6002 the payment provider level.

5 Can I get a refund after renewal?

Yes, depending on eligibility and purchase source.

6 What happens after 📞 ++1•888•754•6002 cancellation?

Your subscription remains active until expiry, but no further charges occur.

7 How do I manage Comodo subscription settings?



Log into your account 📞 ++1•888•754•6002 or reseller portal to adjust billing settings.

8 Do all Comodo subscriptions require cancellation?

Only auto-renew subscriptions require cancellation.

Final Thoughts

Canceling Comodo 📞 ++1•888•754•6002 isn't about one button — it's about controlling **where your billing lives**.

Once you:

- Turn off auto-renew
- Cancel payment authorization

You're fully protected from 📞 ++1•888•754•6002 future charges.

👉 Take action now and **cancel your Comodo subscription while managing your billing settings properly**, so you don't face unexpected renewals 📞 ++1•888•754•6002 again.

If you want BBB:

- ✨ meta title + description
- FAQ ---
- Internal linking strategy for higher rankings

