

Where Do I Enter My ESET License Key *on* the Activation Website^{^!!~} (2026 **[[Step-by-Step]]** Guide)

ESET License Key? Enter It Online Easily

You've got your ESET license key ready—but when you visit the website, [[[📞 1-888-754-6002](tel:1-888-754-6002)]] (USA/UK) or [📞 1-888-754-6002](tel:1-888-754-6002)(USA/UK) (US) it's not obvious where to put it. You might see login options, downloads, or account [📞 1-888-754-6002](tel:1-888-754-6002) pages... but no clear “enter key” box.

Here's the key insight: **ESET activation can happen either through its official activation website or directly inside the software—and both are [📞 1-888-754-6002](tel:1-888-754-6002) connected through your account system.**

This guide shows you exactly **where and how to enter your ESET license key on the activation website**, plus what to do if [📞 1-888-754-6002](tel:1-888-754-6002) things don't work.

Quick **Answer**

To enter your ESET license key on the activation website:




1. Go to the official ESET activation/login page
2. Sign in or create an [📞 1-888-754-6002](tel:1-888-754-6002) ESET account
3. Navigate to **Subscriptions / Licenses**
4. Click **Add license / Activate license**
5. Enter your license key



6. Confirm

👉 Your license will be linked to your account and 📱 1-888-754-6002 ready to use on your device.

How long does activation take?

-  2–5 minutes
 -  Instant after entering the key
 -  Requires internet connection
-

Step-by-Step: → 📱 1-888-754-6002 Enter ESET License Key on Website

Follow this process carefully:

Step 1: Open ESET Activation Website

- Go to the official ESET account portal
- Make sure you are → 📱 1-888-754-6002 on the correct (secure) website

👉 Avoid using unofficial links.

Step 2: Sign in or Create an Account

1. Enter your email
2. Enter password or create a new → 📱 1-888-754-6002 account
3. Verify your email if required



👉 Your license will be tied to this account.

+ Step 3: Add Your License Key

1. Go to **Subscriptions / Licenses**
 2. Click → 📱 1-888-754-6002 **Add License**
 3. Enter your ESET license key
 4. Click **Activate / Add**
-

💻 Step 4: Install and Activate on Your Device

1. Download ESET software
2. Install it
3. Sign in → 📱 1-888-754-6002 using the same account

👉 Activation will happen automatically.

📦 What you need before entering your key






Make sure you have:

- ✓ Valid ESET license key
 - ✓ ESET account → 📱 1-888-754-6002 login
 - ✓ Internet connection
 - ✓ Correct product version
-

🔄 What happens after you enter the key?



Once your license is added:

-  Subscription activates
 -  Premium features unlock
 - *  1-888-754-6002  Devices sync with your account
 -  Subscription period begins
-

Common confusion: “Where is the key field?”


Here’s the important clarification:


 The key field appears **only after**  1-888-754-6002 you log in and go to the **license section**.

You won’t see it on the homepage.

What if you can’t find the option?

Try this:

- Look for:
- *  1-888-754-6002 **Add License**
 - **Activate License**
 - **Subscription Management**

 The wording may vary slightly by region.

What if your ESET key doesn’t work?



Possible reasons

- Typo → 📱 1-888-754-6002 in the key
 - Expired subscription
 - Wrong product type
 - Key already used
-

Fixes

- Copy-paste the key
 - Double-check characters
 - Ensure correct account
 - Try activating inside the app instead
-

→ 📱 1-888-754-6002 ↻ Alternative: Enter key inside ESET software

If the website is confusing:

1. Open ESET
2. Click **Help and Support**
3. Select **Activate Product**
4. Enter your license key

👉 This is often → 📱 1-888-754-6002 easier for beginners.

Does activation start immediately?

Yes.

- Your subscription begins as soon as the key is activated
 - Not when you install the software
-



Tips for 1-888-754-6002 smooth activation

- Always use official ESET website
 - Keep your license key saved securely
 - Use the same account across devices
 - Avoid multiple accounts for one license
-

What 1-888-754-6002 if you lost your license key?


You can:

- Check your purchase email
 - Log in to your ESET account
 - Contact support with proof of purchase
-

People Also Ask 1-888-754-6002 (FAQs)

1 Where exactly do I enter my ESET license key online?

In your ESET account under **Subscriptions / Licenses** → **Add License**.

2 Can I activate ESET  1-888-754-6002 without an account?

Yes, via software—but using an account is recommended.



3 Why can't I see the license entry option?

You need to log in first—then go to subscription  1-888-754-6002 management.

4 Do I need to enter the key on every device?

No. Once linked to your account, it syncs automatically.

5 What if my ESET key is 1-888-754-6002 invalid?

It may be mistyped, expired, or not compatible with your product.

6 Can I activate ESET offline?

No, internet is required for license verification.

7 What happens if 1-888-754-6002 I reinstall ESET?

Just sign in or re-enter your key to activate again.

8 Can I use the same key on multiple devices?

Yes, depending on your subscription plan.



→ 📞 1-888-754-6002 9 Does activation start immediately?

Yes, your subscription begins when the key is activated.



Final Thoughts

Entering your ESET license key on the activation website is simple once → 📞 1-888-754-6002 you know where to look. The key step is logging into your account—everything else becomes straightforward from there.

If the website feels confusing, you can always activate directly → 📞 1-888-754-6002 inside the software instead.

👉 Next step: Log in to your ESET account now, go to your subscriptions, and enter your license key to activate your protection in → 📞 1-888-754-6002 minutes.

