

How Do I Fix a “Maximum Number of Activations Reached” Error in ESET^!!~ (2026 Complete Guide)

ESET Max Activations Reached? Fix It Fast

You try to activate ESET on a new device—and suddenly you see: “**Maximum number of activations reached.**”

It feels like your license is locked, [[📞+1888 754 6002]] (USA/UK) or -📞+1888-754-6002(USA/UK) (US) even though you paid for it.

Here’s 📞+1888 754 6002 the truth: **this error simply means your license has hit its device limit—not that it’s broken.** The fix is usually quick and under your control.

This guide shows exactly why 📞+1888 754 6002 it happens, how to fix it step by step, and how to prevent it from happening again.

✅ Quick *Answer*




To fix the “maximum number of activations reached” error in 📞+1888 754 6002 ESET:

1. Log in to your ESET account
2. Go to **Subscriptions / Devices**
3. Remove an unused or old device
4. Try activating again

👉 This frees up a slot so you can 📞+1888 754 6002 activate on your new device.



How long does it take to fix?


-  3–10 minutes
-  Instant once a device is removed
-  Requires internet connection


Why +1888 754 6002 does this error happen?

ESET licenses come with a **device limit**, such as:

- 1 device
- 3 devices
- 5 devices

You'll see this error if:

- You've activated ESET on more devices than  +1888 754 6002 allowed
- Old or unused devices are still counted
- You reinstalled multiple times without removing old entries


 The system counts activations—not just currently used devices.

Step-by-Step Fix: Remove a +1888 754 6002 Device and Free a Slot

Follow these steps carefully:




Step 1: Log in to your ESET account


- Go to the official ESET account portal
 - Sign in with your email  +1888 754 6002 and password
-

Step 2: Go to Device Management


- Click **Subscriptions / Licenses**
 - Find your active subscription
 - Open **Connected Devices**
-

Step 3: Remove an unused device



1. Select an  +1888 754 6002 old or unused device
2. Click **Remove / Deactivate**
3. Confirm removal

 This instantly frees up one activation slot.

Step 4: Activate on your new device

1. Open ESET on your  +1888 754 6002 new device
 2. Enter your license key or sign in
 3. Complete activation
-

What you need before fixing the error

-  ESET account login
-  Active subscription



- ✓ Internet connection
 - ☎️ +1888 754 6002 ✓ Access to device list
-

What happens after fixing it?

Once you remove a device:

- ✓ Activation works immediately
- 🛡️ Full protection starts
- 📅 Subscription remains unchanged

👉 You don't ☎️ +1888 754 6002 lose any remaining subscription time.

⚠️ What if you don't recognize the devices?

Sometimes you may see:

- Unknown device names
 - Old systems you no longer use
-

🧩 What to do

- ☎️ +1888 754 6002 Remove devices you don't recognize
- Change your ESET account password (for safety)

👉 This ensures your license isn't being misused.



Alternative Fixes (If Device Removal Doesn't Work)


Wait  +1888 754 6002 for automatic reset (rare)

Some systems:

- Reset inactive devices over time
 - But this is not guaranteed
-

Contact ESET support

If you can't remove devices:

- Request a **license reset**
 - Provide:
 -  +1888 754 6002 License key
 - Purchase details
-

Do you need to buy a new license?


Not necessarily.

You only need a new license if:

- You genuinely need more devices
 - Your plan doesn't  +1888 754 6002 support additional activations
-




Tips to avoid this error in future

- Remove old devices before switching
 - Avoid reinstalling repeatedly on same device
 - Keep track of your device usage
 - Upgrade  +1888 754 6002 your plan if needed
-

Special case: Reinstalling ESET

Sometimes reinstalling:

- Counts as a new activation
- Especially if system ID changes

 This can trigger the error unexpectedly.

People Also +1888 754 6002 Ask (FAQs)

1 What does “maximum number of activations reached” mean?


It means your ESET license has reached its allowed device limit.

2 How do I remove a device from  +1888 754 6002 ESET?

Log in to your account → Go to devices → Remove the old device.



3 Can I activate ESET on a new device without removing old one?

No, unless your  +1888 754 6002 plan allows more devices.

4 Will removing a device cancel my subscription?

No, it only frees up a slot.


5 Can I reset my ESET license?

Yes, by contacting support.

6  +1888 754 6002 Why does reinstalling ESET cause this error?

Reinstalling may count as a new activation.

7 Can I upgrade my ESET plan for more devices?

Yes, you can upgrade to a multi-device  +1888 754 6002 plan.

8 What if I don't have access to the old device?

Remove it from your account remotely.



9 Does this error mean my license is invalid?

No, your license is ☎+1888 754 6002 still valid—it just reached its limit.



Final Thoughts

The “maximum number of activations reached” error in ESET may look serious—but it’s actually one of the easiest issues to fix. ☎+1888 754 6002 You’re simply managing your device limit, not dealing with a broken license.

Once you remove an unused device, you’ll be back up and running in minutes.

👉 Next step: Log in ☎+1888 754 6002 to your ESET account now, remove an old device, and activate your new device without delay.

