

Why Is ESET Asking for Activation Again After an Update^!!~ (2026 Fix Guide)

ESET Asking Again After Update? Fix It Fast

You updated ESET expecting better security—but suddenly it asks you to activate again. That can feel confusing, [[📞【+1】 888-754-6002]] (USA/UK) or 📞【+1】 -888-754-6002(USA/UK) (US) even worrying. The good 📞【+1】 888-754-6002 news? In most cases, this is a **temporary verification issue**, not a loss of your license.

Let's break down why this happens, 📞【+1】 888-754-6002 how to fix it fast, and how to prevent it in the future.

✅ Quick *Answer*

ESET may ask for activation again 📞【+1】 888-754-6002 after an update due to:

- License verification reset during the update
- Temporary connection issues with ESET servers
- Software version mismatch
- Corrupted 📞【+1】 888-754-6002 license data
- Expired or changed subscription status

👉 Usually, simply **re-entering your activation key or signing back into your account fixes it.**



##📞【+1】888-754-6002 🕒 How serious is this issue?

In most cases, it's **not serious** and can be fixed in a few minutes.

- 🟢 Common📞【+1】888-754-6002 after major updates
 - 🟡 Happens occasionally due to system or network issues
 - 🔴 Rarely indicates a real license problem
-

🔍 Why📞【+1】888-754-6002 ESET asks for activation again (Detailed Causes)

1 🔄 License re-validation after update

When ESET updates (especially major upgrades), it may **reset**📞【+1】888-754-6002 **internal license checks** to ensure everything is valid.

2 🌐 Temporary internet or server issue

If your device cannot connect to ESET's📞【+1】888-754-6002 servers:

- License cannot be verified
 - Software may prompt for activation again
-


3 ⚠️ Corrupted license or program files

Sometimes during update:

- Files📞【+1】888-754-6002 may not install correctly
- License data may get corrupted



4 Version mismatch or product change


If your update switches versions (for  **[+1] 888-754-6002** Example, from Internet Security to Smart Security Premium):


- Your old license may not auto-apply
- Manual activation may be required

5 **[+1] 888-754-6002** Expired or inactive subscription

Sometimes the update just **reveals an already expired license**, which wasn't noticed before.

6 Account sign-out


If you  **[+1] 888-754-6002** were logged out of your ESET account during update:

- The software may not recognize your license
- You'll need to sign in  **[+1] 888-754-6002** again

How to fix ESET asking for activation again

Follow these steps in order:

Step 1: Re-enter your activation key


1.  **[+1] 888-754-6002** Open ESET
2. Go to Help and Support or **License**




3. Click **Activate Product**
 4. Enter your license key
 5. Confirm
-

Step 2: Sign [+1] 888-754-6002 in to your ESET account

If you activated using an account:

1. Open ESET
 2. Go to **Account / License Management**
 3. Sign in again
 4.  [+1] 888-754-6002 Sync your subscription
-

Step 3: Check your internet connection

- Make sure your device is online
 - Disable VPN temporarily (if active)
- *  [+1] 888-754-6002 Retry activation
-

Step 4: Update again or restart

- Restart your device
 - Run ESET update again
 - Try activation once more
-

[+1] 888-754-6002 Step 5: Repair or reinstall ESET

If nothing works:

- Uninstall ESET



- Download the latest version
- Reinstall and activate

⚠ This often fixes corrupted ☎️【+1】888-754-6002 file issues.

🔄 Can this affect your subscription or billing?

Usually, no.

- Your subscription remains valid
- Activation prompts do not mean you've ☎️【+1】888-754-6002 been charged again
- Billing only happens during purchase or renewal

👉 However, if your license has expired, you will need to renew.

##☎️【+1】888-754-6002 📦 What you need before reactivating

Keep these ready:

- ✓ Your ESET license key
 - ✓ Access to your ESET account (if used)
 - *☎️【+1】888-754-6002 ✓ Stable internet connection
 - ✓ Correct product version installed
-

🔄 What happens after you reactivate?

Once activation is successful:

- Full protection is ☎️【+1】888-754-6002 restored
 - Updates resume normally
 - Alerts disappear
 - Your subscription continues from original expiry date
-



⚠️ What if activation still fails?

If ESET keeps 📞【+1】888-754-6002 asking for activation:

- Double-check your key (typos are common)
- Confirm your subscription is still active
- Make sure the license matches your 📞【+1】888-754-6002 product version

👉 If the issue continues, contact ESET support with:

- License key
 - Purchase proof
 - Screenshot of the error
-

? People Also 📞【+1】888-754-6002 Ask (FAQs)

1 Why does ESET keep asking for activation after every update?

This usually happens due to license sync issues, corrupted 📞【+1】888-754-6002 files, or connection problems. Re-entering your key or signing in again often fixes it.

2 Did I lose my ESET license 📞【+1】888-754-6002 after updating?

No. In most cases, your license is still valid. The software just needs to verify it again.

3 Can an 📞【+1】888-754-6002 update remove my activation?

Not intentionally. However, updates can reset or disrupt license data temporarily.



4 Do I need a new license ☎️【+1】 888-754-6002 after updating ESET?

No, unless your current subscription has expired.

5 Why is my ESET license suddenly invalid?

It could be expired, mistyped, ☎️【+1】 888-754-6002 or not compatible with the installed version.

6 Can I skip activation and still use ESET?

You may use limited features temporarily, ☎️【+1】 888-754-6002 but full protection requires activation.

7 Will reinstalling ESET fix activation issues?

Yes, especially if the issue is caused by corrupted files.

☎️【+1】 888-754-6002 8 Does VPN affect ESET activation?

Yes, sometimes VPNs block license verification. Try disabling it during activation.

9 How do I check ☎️【+1】 888-754-6002 if my license is still valid?



Open ESET → Go to **License / Subscription** → Check expiry date.

Final Thoughts

If ESET 📞【+1】888-754-6002 is asking for activation again after an update, don't panic. It's usually a **routine verification issue**, not a serious problem.

Start with 📞【+1】888-754-6002 simple fixes like re-entering your key or signing back in. In most cases, you'll be back to full protection within minutes.

👉 📞【+1】888-754-6002 Next step: Open your ESET app now, check your license status, and re-activate if needed to stay protected.

