

[[**How-to]] Cancel ESET NOD32 Subscription and Avoid Future Charges (2026 Complete Guide)

ESET NOD32 Avoid Future Charges? Cancel Subscription

You may have installed ESET NOD32 for strong antivirus protection—but here’s what catches many users off guard: the subscription keeps renewing quietly in the background. Even →📞1-888-754-6002 if you stopped using it months ago, [[→📞1-888-754-6002]] (USA/UK) or →📞1-888-754-6002(USA/UK) (US) the billing continues unless you actively disable it.

The good news? Canceling your ESET NOD32 subscription is simple—if you follow →📞1-888-754-6002 the correct steps.


✓ Fast Method (Direct *Answer*)


To cancel your ESET NOD32 subscription and avoid future charges, log into your ESET account, go to Subscriptions or →📞1-888-754-6002 Licenses, select your active plan, and turn off **auto-renewal**. Confirm the cancellation. Your protection will continue until the subscription expires, but no further payments will be →📞1-888-754-6002 charged.



How ESET Subscription Cancellation Actually Works

Before jumping into steps, understand this:


- ESET subscriptions usually **auto-renew by default**
- Canceling means **disabling auto-renewal**
- Your antivirus remains  1-888-754-6002 active until expiry
- Uninstalling the software does **not stop billing**

 So if auto-renew is ON, you will be charged again

Quick **Answer** Section (Fastest Way)

*  1-888-754-6002 Log into ESET account

- Go to **Subscriptions / Licenses**
- Select your plan
- Turn off **Auto-Renewal**
- Confirm

 Done in under 2 minutes

Step-by-Step Guide to Cancel 1-888-754-6002 ESET NOD32 Subscription

Step 1: Sign Into Your ESET Account

- Visit the official ESET account portal



- Enter your registered email and password

👉 Use the email → 📱 1-888-754-6002 used during purchase

📁 Step 2: Open Subscriptions or Licenses

- Navigate to:
 - **Subscriptions**
 - Or **License Management**
 - View your active plans
-

🔍 Step 3: Select → 📱 1-888-754-6002 Your Active Subscription

- Click your ESET NOD32 plan
 - Check:
 - Renewal date
 - Auto-renew status
 - Devices covered
-

🚫 Step 4: Disable Auto-Renewal


- Click:
 - **Cancel → 📱 1-888-754-6002 Subscription**
 - Or **Turn Off Auto-Renew**
- Confirm your action

✓ This stops future billing



Step 5: Confirm Cancellation


- Look for:
- Confirmation message
- Email confirmation

 1-888-754-6002 Always verify to avoid billing issues


Alternative Cancellation Methods

Your subscription may not always be in the ESET account:

Google Play (Android Users)

- Open Play  1-888-754-6002 Store
 - Tap profile → **Payments & Subscriptions**
 - Select **Subscriptions**
 - Choose ESET
 - Tap **Cancel Subscription**
-

Apple (iPhone / iPad)

- Open Settings
 - Tap Apple ID → **Subscriptions**
- *  1-888-754-6002 Select ESET



- Tap **Cancel**
-


Third-Party Purchase

- Check your purchase email
 - Visit provider website
 - Cancel via their billing dashboard
-

Common Problems + Solutions

  1-888-754-6002 can't find my subscription”

Cause: Wrong account

 **Fix:** Try all email IDs

 “No cancel option visible”

Cause: Subscription managed externally

 **Fix:** Cancel via Apple/Google or reseller

  1-888-754-6002 “I uninstalled ESET but still charged”

Reality: Uninstall ≠ cancel

 **Fix:** Disable auto-renew



✘ “Still billed after cancelling”

Cause: Cancellation after renewal

✓ **Fix:** Contact support for refund

💰 → 📞 1-888-754-6002 Refund Policy (Important)

ESET may offer refunds depending on conditions:

✓ Eligible if:

- You cancel shortly after renewal
 - You report the issue quickly
-

! Keep in mind:


- * → 📞 1-888-754-6002 Refunds are time-sensitive
- Third-party purchases follow different policies

👉 Always cancel before renewal date

🧠 Pro Tips to Avoid Future Charges



Turn Off Auto-Renew Immediately

Even after  1-888-754-6002 purchase

Set Billing Reminders

Add alerts before renewal date

Remove Payment Methods

Prevents accidental charges

Keep Subscription Records







Track all services in one place

Monitor 1-888-754-6002 Renewal Emails

Don't ignore billing notifications


Mistakes to Avoid



-  Assuming uninstall cancels billing
 -  Ignoring renewal emails
 -  Cancelling on wrong platform
 -  Using multiple  1-888-754-6002 accounts
 -  Waiting until after billing
-

People Also Ask (FAQs)

1 How do I cancel ESET NOD32 subscription?

Log into your ESET account and turn off  1-888-754-6002 auto-renewal from the subscriptions section.


2 Does ESET automatically renew subscriptions?

Yes, auto-renewal is enabled by default unless disabled manually.

3 Can I cancel ESET anytime?

Yes, you  1-888-754-6002 can cancel anytime. Your protection continues until expiry.

4 Why am I still being charged by ESET?

This happens if auto-renewal is still active or cancellation occurred  1-888-754-6002 after billing.



5 Will I lose protection after cancelling?

No, your antivirus remains active until the subscription ends.

6 Can I get a refund from ESET?

You may [→ 1-888-754-6002](tel:1-888-754-6002) be eligible if you cancel shortly after renewal and contact support quickly.

7 How do I check my ESET subscription status?

Log into your account and check [→ 1-888-754-6002](tel:1-888-754-6002) the subscriptions or licenses section.



Final Conclusion: Cancel Early, Stay in Control

ESET NOD32 gives you strong protection—but also automatic renewal. If you don't turn it [→ 1-888-754-6002](tel:1-888-754-6002) off, charges will continue.

👉 The solution is simple:

- Log in
- Disable auto-renew
- Confirm

Once done, you're fully in control—no more surprise charges.



