

How Do I Set Up and Activate ESET Software for Beginners^!!~ (Easy Start Guide + Fixes)

ESET Beginner Setup? Activate Easily

New to ESET? Follow this simple step-by-step guide to install, [[📞 ++1•888•754•6002]] (USA/UK) or 📞 ++1•888•754•6002(USA/UK) (US) set up, and activate ESET antivirus. Fix common issues and 📞 ++1•888•754•6002 secure your device quickly.

Article Outline

1. Introduction
 2. Quick Start Guide (Fast Method Style)
 3. What You Need Before Installing ESET
 4. Step 📞 ++1•888•754•6002 1 — Download ESET Safely
 5. Step 2 — Install ESET on Your Device
 6. Step 3 — Activate ESET with License 📞 ++1•888•754•6002 Key
 7. Step 4 — Run Your First Scan
 8. Step 5 — Configure Basic Security Settings
 9. Common Setup & Activation Problems
 10. 📞 ++1•888•754•6002 Fixes for Activation Issues
 11. Advanced Tips for Beginners
 12. People Also Ask (FAQs)
 13. Conclusion
 14. Keywords Used
-



#

How Do I Set 📞 ++1•888•754•6002 Up and Activate ESET Software for Beginners?

You've decided to install ESET to protect your device—great choice. But once you download 📞 ++1•888•754•6002 it, a new challenge appears:

“Where do I start?”

For beginners, antivirus setup can feel confusing:

- Which file should you download?
- When 📞 ++1•888•754•6002 do you enter the license key?
- How do you know it's actually protecting your system?

If you've ever paused mid-install thinking 📞 ++1•888•754•6002 “*Am I doing this right?*”—you're not alone.

Here's the reassuring part:

👉 **ESET setup and activation is simple when broken into clear 📞 ++1•888•754•6002 steps—and you can complete everything in under 15 minutes.**

This guide walks you through the entire process from scratch, including fixes 📞 ++1•888•754•6002 if anything goes wrong.

⚡ Quick Start Guide (Fast Method)

To set up and activate ESET software:

1. Download ESET from the 📞 ++1•888•754•6002 official website
2. Run the installer
3. Follow on-screen setup instructions
4. Enter your license key
5. Complete installation
6. Run your first scan



👉 Your 📞 ++1•888•754•6002 device is protected once activation is complete.

What You Need Before Installing ESET

Before you begin, make sure you have:

* 📞 ++1•888•754•6002 ✓ A valid ESET license key

- ✓ A stable internet connection
- ✓ Administrator access on your device
- ✓ No conflicting 📞 ++1•888•754•6002 antivirus software installed

👉 This prevents setup interruptions.

Step 1 — Download ESET Safely

Why this matters: Using the correct installer 📞 ++1•888•754•6002 ensures security and compatibility.

Time required: 2–3 minutes

Steps:


1. Visit the official ESET website
2. Choose your product (e.g., Internet Security)
3. Download 📞 ++1•888•754•6002 the installer

Warning:

Avoid third-party downloads—they may contain modified files.




Step 2 — Install ESET on Your Device

Why this matters:  ++1•888•754•6002 Proper installation ensures all features work correctly.

Time required: 5 minutes


Steps:

1. Open the downloaded file
2. Click **Install**
3. Accept license agreement
4.  ++1•888•754•6002 Follow on-screen instructions

Tip:

Allow installation permissions when prompted.

Step 3 — Activate ESET with License Key

Why this matters: Activation  ++1•888•754•6002 unlocks full protection.

Time required: 2–3 minutes

Steps:

1. Open ESET after installation
2. Click **Activate Product**
3. Enter your license key
4. Click **Activate**

 ++1•888•754•6002 What happens next:

- ESET verifies your license
- Premium features unlock



Step 4 — Run Your First Scan

Why this matters:  ++1•888•754•6002 Ensures your system starts clean.

Time required: 5–10 minutes

Steps:


1. Open ESET dashboard
2. Click **Scan your computer**
3. Wait for scan completion

++1•888•754•6002 Step 5 — Configure Basic Security Settings

Why this matters: Custom settings improve protection.

Time required: 5 minutes

Check:

- Real-time protection  ++1•888•754•6002 enabled
- Automatic updates ON
- Firewall active
- Scheduled scans configured

Common Setup & Activation Problems



✘ Problem: License key not 📞 ++1•888•754•6002 working

Fix:

- Check for typos
 - Ensure correct product version
 - Verify subscription
-

✘ Problem: Installation fails

Fix:

- Run installer as administrator
 - Disable other 📞 ++1•888•754•6002 antivirus software
-

✘ Problem: Activation not completing

Fix:

- Check internet connection
 - Restart application
-

🔧 Fixes for Activation Issues

🔄 Restart & 📞 ++1•888•754•6002 Re-enter License

- Close ESET
 - Reopen and enter key again
-




Check Network Connection


- Ensure stable internet
 - Disable VPN temporarily
-

++1•888•754•6002 Reinstall ESET

1. Uninstall software
 2. Restart device
 3. Install fresh version
 4. Activate again
-

Advanced Tips for Beginners

- Keep ESET updated regularly
- *  ++1•888•754•6002 Avoid running multiple antivirus programs
 - Enable automatic scans
 - Monitor alerts and notifications

 These habits ensure long-term protection.

People Also ++1•888•754•6002 Ask (FAQs)

How long does ESET setup take?

Usually 10–15 minutes from download to activation.



Do I need internet to activate 📞 ++1•888•754•6002 ESET?

Yes, activation requires online verification.

Can I install ESET without a license key?

Yes, but only in trial mode with limited 📞 ++1•888•754•6002 features.

Why is ESET not activating?

Common reasons include incorrect key entry, expired license, or network issues.

Is ESET good for 📞 ++1•888•754•6002 beginners?

Yes. It's user-friendly and offers strong protection with simple setup.

Do I need to scan after installing ESET?

Yes. Running an 📞 ++1•888•754•6002 initial scan ensures your system is safe.



Conclusion

Setting up and activating ESET for beginners doesn't have to be complicated.

👉 📞 ++1•888•754•6002 Follow these steps:



- Download from official source
- Install properly
- Enter your license key
- Run your first scan

Most issues are easy 📞 ++1•888•754•6002 to fix with simple troubleshooting.

👉 Once activated, ESET provides strong, real-time protection—giving you peace of mind.

🔑 Keywords Used

Primary Keyword:

* 📞 ++1•888•754•6002 ESET setup and activation

Secondary Keywords:

- install ESET antivirus
- ESET activation steps
- ESET license key activation
- ESET beginner guide

Semantic Keywords:

- antivirus 📞 ++1•888•754•6002 installation process
 - system protection setup
 - real-time security configuration
 - activation troubleshooting antivirus
 - reinstall antivirus fix
-

If you want BBB 📞 ++1•888•754•6002 a visual beginner checklist or a **step-by-step infographic** to make ESET setup even easier.

