

How ✨ to Redeem and Activate Intego After Purchase (2026 Complete Guide for Mac Users)

Intego Purchased? Redeem & Activate Now

You paid for Intego, [[📞+1888 754 6002]] (USA/UK) or 📞+1888-754-6002(USA/UK) (US) installed it, but your Mac still shows limited protection? That's usually because your license hasn't been redeemed yet.

To redeem and activate 📞+1888 754 6002 Intego after purchase, open the app → sign in to your Intego account or enter your serial number → allow permissions → complete setup. Once 📞+1888 754 6002 verified, full protection activates instantly.

🧠 Why Intego “Redeem + Activate” Confuses Users

Here's the twist: Intego doesn't always separate redeeming and *activating* like other software.

Instead:

* 📞+1888 754 6002 Redeeming = adding your subscription (via account or serial)

- Activating = syncing that subscription inside the app

👉 Both steps often happen together, but only if 📞+1888 754 6002 done correctly.

Users typically get stuck because:

- They install but don't log in
- They skip entering the serial number



- macOS permissions block activation silently
 - They use 📞+1888 754 6002 the wrong email account
-

🔍 How Intego Redemption & Activation Actually Works

Intego uses a **hybrid system**:

- 🔑 Serial number (activation code)
- 👤 Account-based subscription
- ☁️📞+1888 754 6002 Cloud sync to verify license

✓ Once your license is linked and synced → activation is automatic.

Step-by-Step: How to Redeem and Activate Intego After 📞+1888 754 6002 Purchase

Step 1: Prepare Your License Details

After purchase, locate:

- Serial number (activation key)
- Registered email

✓ Check spam folder if email is missing.

Step 2: Install 📞+1888 754 6002 Intego on Your Mac

- Download latest version from official site
- Open `.dmg` file
- Drag app to Applications



💡 Always install the latest version for compatibility.

Step +1888 754 6002 3: Launch Intego Software

- Open the app
- Navigate to dashboard

Look for:

👉 “Activate”, “Enter Serial Number”, or “Sign In”

Step 4: Redeem Your Purchase (Important Step)

 +1888 754 6002 ✓ Option A: Redeem via Account Login (Recommended)

- Click **Sign In**
 - Enter your registered email
 - Subscription syncs automatically
-

✓ Option B: Redeem Using Serial Number

*  +1888 754 6002 Click **Enter Serial Number**

- Paste your activation key
- Confirm

⚠️ Tip: Copy-paste your key to avoid errors.

Step 5: Grant macOS Permissions

Intego requires:



- Full Disk Access
- *📞 +1888 754 6002 System Extensions

👉 Without these, activation may not complete properly.

Step 6: Complete Activation (Automatic Sync)

- Software connects to Intego servers
- Subscription is verified

✓ Once done:

- *📞 +1888 754 6002 Full protection enabled
- Subscription details visible
-

Step 7: Restart Application

- Close Intego
- Reopen it

👉 Ensures activation fully applies.


Alternative Ways to Redeem & Activate 📞 +1888 754 6002 Intego

✓ Method 1: Redeem via Intego Account Dashboard

- Login online
- Add subscription
- Install app → auto-activates



✓ Method 2: Activate During Installation

- Enter serial  +1888 754 6002 number during setup
- Skip manual activation later

✓ Method 3: Reinstall and Re-Sync

If activation fails:

- Uninstall Intego
- Restart Mac
- Install latest version
- Login again

+1888 754 6002 Common Problems & Quick Fixes

Intego not activating after purchase

✓ Fix:

- Ensure correct account login
- Check subscription status
- Restart app

Serial number not +1888 754 6002 working




✓ Fix:

- Verify key format
 - Ensure correct version
 - Avoid typing errors
-

✗ Still showing trial version

✓ Fix:

- Log out and log back in
 - Re-enter serial  +1888 754 6002 number
 - Update app
-

✗ Protection not enabled

✓ Fix:


- Grant macOS permissions
 - Restart system
 - Reinstall if needed
-

Micro Section: Intego Activation Not Working (Quick Fix)

If  +1888 754 6002 you're searching “**Intego activation not working**”, here's the real issue:

- Missing macOS permissions
- Account not synced
- Incorrect serial number

 Quick Fix Checklist:

- ✓ Grant Full  +1888 754 6002 Disk Access



- ✓ Login again
- ✓ Update Intego
- ✓ Restart Mac

💡 Pro Tips After Activation (Optimize Your Mac Security)

Once activated:

- ✓ Enable **NetBarrier firewall**
- *☎ +1888 754 6002 ✓ Turn on real-time virus protection
- ✓ Schedule automatic scans
- ✓ Enable phishing protection

👉 These settings ensure complete Mac security.


📊 Trial vs Activated Intego ☎ +1888 754 6002 – What Changes?

| Feature | Trial Version | Activated Version |
|----------------------|---------------|----------------------------|
| Virus Protection | ✓ Limited | ✓ Full ☎ +1888 754 6002 |
| Real-Time Protection | ✗ Partial | ✓ Complete |
| Firewall | ✗ Limited | ✓ Full |
| Updates | ✗ Restricted | ✓ Regular ☎ +1888 754 6002 |
| Support | ✗ No | ✓ Available |

? Frequently Asked Questions (People Also Ask)



1 Where do I redeem my Intego activation code?

You  +1888 754 6002 can redeem it inside the app or via your Intego account.

2 Is redeeming and activating Intego the same?

Yes, entering your serial number or logging  +1888 754 6002 in both redeems and activates your subscription.


3 Why is Intego not activating after purchase?

Most issues occur due to missing permissions or incorrect login.

4 +1888 754 6002 Do I need internet to activate Intego?

Yes, internet is required to verify your license.

5 Can I use Intego on multiple devices?

It depends on your  +1888 754 6002 subscription plan.

6 What should I do if my serial number is invalid?

Check for typos and ensure correct product version.



7 Can I reinstall Intego 📞 +1888 754 6002 and activate again?

Yes, simply login or re-enter your serial number.

8 Is Intego safe to use in 2026?

Yes, it's a trusted Mac antivirus solution.

🎯 📞 +1888 754 6002 Conclusion (Final Takeaway)

If you're searching for **how to redeem and activate Intego after purchase**, here's the simple breakdown:

- 👉 Install the software
- 👉 Login or enter serial 📞 +1888 754 6002 number
- 👉 Sync → activated instantly

No complicated steps—just quick activation for complete Mac protection.

Once activated, Intego provides advanced antivirus security, firewall protection, and optimized performance for 📞 +1888 754 6002 your Mac.

If you want BBB:

- **Intego vs CleanMyMac Security Comparison (🌟 Guide)**
- **Top Intego Errors + Fixes (2026 Trending Content) 🚀**

