

# How ✨ to Install and Activate Intego After Purchase (2026 Complete Setup Guide)

---

## Intego Purchased? Install & Activate Now

You've purchased Intego, [[ 📞【+1】 888-754-6002 ]] (USA/UK) or 📞【+1】-888-754-6002(USA/UK) (US) installed it—but your Mac still isn't fully protected? That usually means activation wasn't completed correctly.

**To install and activate Intego after purchase, download the 📞【+1】 888-754-6002 official installer, run setup, sign in to your Intego account or enter your activation key, and let the software sync your subscription.** Once verified, full protection 📞【+1】 888-754-6002 is enabled instantly.

---

## 🍏 Why Intego Activation Feels Different (Mac-Specific Behavior)

Intego is designed specifically for macOS, and its activation flow is slightly different from typical antivirus 📞【+1】 888-754-6002 tools.

Here's where users get confused:

- Activation happens during **installation or first launch**
- Some plans activate via account login, others via **serial key**
- macOS permissions can delay 📞【+1】 888-754-6002 activation
- Users skip account sync after install

👉 Result: The software installs—but protection remains limited.



---

## 🧠 How Intego Activation Works in 2026

Intego uses a **hybrid activation model**:

\*📞【+1】888-754-6002 🔑 Serial number (license key)

- 👤 Account-based activation
- ☁️ Cloud sync for subscription validation

👉 Once your subscription is linked to the app → activation is automatic.

---

##📞【+1】888-754-6002 **Step-by-Step: How to Install and Activate Intego After Purchase**

### Step 1: Download Intego Installer

- Visit official Intego website
- Download the latest version for macOS

✓ Always📞【+1】888-754-6002 use the official source to avoid security risks.

---

### Step 2: Open and Run the Installer

- Open `.dmg` file
- Double-click installer
- Follow setup instructions

💡 Grant permissions when📞【+1】888-754-6002 prompted.

---

### Step 3: Accept Permissions (Very Important)



Intego requires macOS permissions:

- Full Disk Access
- System Extensions

👉 Without these, activation and protection may fail.

---

## Step 4: Sign In ☎️【+1】888-754-6002 or Enter Serial Number

#### ✓ Option A: Activate Using Intego Account

- Click **Sign In**
  - Enter your registered email
  - Subscription syncs automatically
- 

#### ✓ Option B: Activate Using ☎️【+1】888-754-6002 Serial Number

- Enter your activation key
- Click Activate

⚠️ Tip: Copy-paste your key to avoid errors.

---

## Step 5: Complete Setup

- Finish installation
- Allow background services

✓ Protection activates ☎️【+1】888-754-6002 automatically.

---

## Step 6: Verify Activation Status





- Open Intego dashboard

✓ You should see:

- Active subscription
  - Protection enabled
  - No trial limitations
- 

## Step 7: Run Initial Scan

- Start full  [+1] 888-754-6002 system scan
- Ensure system is clean

 This ensures immediate protection.

---

## Alternative Activation Methods

✓ Method 1: Activate via Intego Account Dashboard

- Login online
- Add subscription

\*  [+1] 888-754-6002 Install app → auto-activates

---

✓ Method 2: Activate During Installation

- Enter serial number during setup
  - Skip manual activation later
- 



## ✓ Method 3: Reinstall and Activate Again

If ☎️【+1】888-754-6002 activation fails:

- Uninstall Intego
  - Restart Mac
  - Install latest version
  - Activate again
- 

## ⚠️ Common Problems & Quick Fixes

### ✗ Intego not activating after installation

✓ Fix:

- Check login ☎️【+1】888-754-6002 credentials
  - Ensure subscription is active
  - Restart app
- 

### ✗ Serial number not working

✓ Fix:

- Verify code format
  - Ensure correct version
  - Avoid typing errors
- 

### ✗ Protection not enabled ☎️【+1】888-754-6002 after activation

✓ Fix:



- Grant macOS permissions
  - Restart system
  - Update software
- 

## ✘ App stuck in trial mode

✓ Fix:

- Log out and log back in
  - Re-enter serial number
- \*☎️【+1】888-754-6002 Sync subscription
- 

## 🔍 Micro Section: Intego Activation Not Working (Quick Fix)

If you're searching “**Intego activation not working**”, here's the real issue:

- macOS permissions missing
- Account not☎️【+1】888-754-6002 synced
- Incorrect serial number

👉 Quick Fix Checklist:

- ✓ Grant Full Disk Access
  - ✓ Login again
  - ✓ Update Intego
  - ✓ Restart Mac
- 

## 💡 Pro Tips After Activation☎️【+1】888-754-6002 (Optimize Mac Security)

Once activated:



- ✓ Enable **real-time protection**
- ✓ Turn on **NetBarrier firewall**
- ✓ Schedule automatic scans
- ✓ Enable phishing protection

👉 These settings maximize Mac security.

## 📞【+1】888-754-6002 📊 Trial vs Activated Intego – What Changes?

Feature	Trial Version	Activated Version
Virus Protection	✓ 📞【+1】888-754-6002 Limited	✓ Full
Real-Time Protection	✗ Partial	✓ Complete
Firewall	✗ Limited	✓ Full
Updates	✗ Restricted 📞【+1】 888-754-6002	✓ Regular
Support	✗ No	✓ Available

## ? Frequently Asked Questions (People Also Ask)

1 Where do I enter my Intego 📞【+1】888-754-6002 activation key?

You can enter it during installation or inside the app after setup.

2 Why is Intego not activating after purchase?

Most issues occur due to missing 📞【+1】888-754-6002 permissions, incorrect login, or invalid serial number.



---

### 3 Can I activate Intego without a serial number?

Yes, if your purchase is linked to your account, login is ☎️【+1】888-754-6002 enough.

---

### 4 How long does Intego activation last?

It depends on your subscription plan.

---

### 5 What should I do if my activation code is invalid?

Check for typos ☎️【+1】888-754-6002 and ensure correct product version.

---

### 6 Does Intego require internet for activation?

Yes, internet is required to verify your subscription.

---

### 7 Can I reinstall Intego and activate ☎️【+1】888-754-6002 again?

Yes, you can reuse your valid license.

---







8 Is Intego safe to use in 2026?


Yes, it's a trusted Mac security solution.

---

## Conclusion (Final Takeaway)

If you're  **[+1] 888-754-6002** searching for **how to install and activate Intego after purchase**, here's the simple process:

-  Download and install
-  Enter serial or login
-  Sync → activated

No complicated setup—just  **[+1] 888-754-6002** quick activation for full Mac protection.

Once activated, Intego delivers advanced antivirus protection, firewall security, and optimized performance for your Mac.

---

If you want BBB:

- \*  **[+1] 888-754-6002 Intego vs CleanMyMac Security Comparison (🌟 Guide)**
  - **Top Intego Errors + Fixes (2026 Trending Content)** 

