

[[**How-to]] Cancel Kaspersky Subscription and Avoid Future Charges (2026 Guide)

Kaspersky Avoid Charges? Cancel Subscription

You meant to try Kaspersky for protection—but now it's quietly charging your card every year. Sound familiar? Many users forget about auto-renewal until the charge hits. The good news: you can 📞【+1】888-754-6002 cancel your Kaspersky subscription in minutes—and stop future billing before it happens again.

✅ Fast Method (Quick *Answer*)

To cancel your Kaspersky subscription and avoid future charges, [[📞【+1】888-754-6002]] (USA/UK) or 📞【+1】-888-754-6002(USA/UK) (US) log in to your Kaspersky 📞【+1】888-754-6002 account, go to Subscriptions, select your active plan, and click **Cancel auto-renewal**. Confirm the cancellation. Your protection will continue until the current billing period ends, but you won't be charged again.

#📞【+1】888-754-6002 🗝️ Why You Need to Cancel Kaspersky Subscription Properly

Cancelling isn't just about stopping payments—it's about:

- Preventing **automatic renewal charges**
- Avoiding **unexpected billing cycles**
- Keeping control of your subscription settings



- Ensuring no 📞 [+1] 888-754-6002 hidden payment methods remain active

Many users think uninstalling the software cancels the plan—but it doesn't.

⚡ Quick *Answer* Section

Here's the fastest way to cancel:

- Visit **my.kaspersky.com**
- Sign in to your account
- * 📞 [+1] 888-754-6002 Go to **Subscriptions**
- Select your active plan
- Click **Manage subscription** → **Cancel auto-renewal**
- Confirm your action

🕒 Time required: Less than 2 minutes

🧭 Step-by-Step Guide to Cancel Kaspersky Subscription

Follow these steps 📞 [+1] 888-754-6002 carefully to ensure cancellation is successful:

1 Log Into Your Kaspersky Account

- Open your browser and go to the official Kaspersky portal
- Enter your email and password

👉 Tip: Use the same 📞 [+1] 888-754-6002 email you used during purchase



2 Navigate to “Subscriptions”


- Once logged in, find the Subscriptions or **Licenses** section
 - You’ll see all active plans linked to your account
-

3 Select the Active 【+1】 888-754-6002 Subscription

- Click on the plan you want to cancel
 - Look for **Auto-Renewal Status**
-

4 Turn Off Auto-Renewal

- Click Cancel Subscription or **Turn Off Auto-Renew**
- Confirm when prompted

✓ This stops future billing 【+1】 888-754-6002 immediately

5 Verify Cancellation

- Check for:
 - Confirmation email
 - Status showing “Auto-renew disabled”
-

Alternative Methods to Cancel Kaspersky Subscription


Depending on how you purchased your plan, cancellation may differ:



 **☎️【+1】 888-754-6002** If Purchased via Google Play (Android)



- Open Google Play Store
 - Go to **Payments & Subscriptions**
 - Tap **Subscriptions** → **Kaspersky**
 - Click **Cancel subscription**
-


 If Purchased via Apple (iPhone/iPad)

- Open **Settings** →  **☎️【+1】 888-754-6002** **Apple ID** → **Subscriptions**
 - Select Kaspersky
 - Tap **Cancel Subscription**
-

 If Purchased via Third-Party (Retail/Partner)

- Contact the reseller directly
 - Or check your email receipt for a cancellation link
-

 **Common Issues**  **☎️【+1】 888-754-6002 + Fixes**

 **Can't Find Subscription**

Cause: Logged into wrong account

Fix: Try all emails you may have used



✗ No Cancel Option Visible

Cause: Subscription managed by external provider

Fix: Cancel through Google Play, ☎️【+1】888-754-6002 Apple, or partner site

✗ Still Charged After Cancellation

Cause: Cancellation done after billing cycle

Fix:

- Check billing date
 - Contact support for refund request
-

✗ Forgot Login Details

Fix: Use “Forgot Password” option on ☎️【+1】888-754-6002 login page

💰 Refund / Billing Policy Explained

Kaspersky typically offers refunds under certain conditions:

✓ You May Get a Refund If:

- You cancel shortly after renewal
 - You haven't used the product ☎️【+1】888-754-6002 extensively
 - You contact support quickly
-



! Important Notes:

- Refund policies vary by region
- Third-party purchases follow their own refund rules

👉 Always cancel **before renewal date** to avoid complications

🛡️ Pro Tips 📞【+1】 888-754-6002 to Avoid Future Charges

Want to make sure this never happens again? Follow these:

✓ Turn Off Auto-Renew Immediately After Purchase

- Even if you plan to use it fully
-

✓ Set a 📞【+1】 888-754-6002 Reminder Before Renewal Date

- Use Google Calendar or phone alerts
-

✓ Remove Saved Payment Methods

- Especially from your Kaspersky account
-

✓ Use Virtual Cards for Subscriptions



- Adds an extra layer of ☎️【+1】 888-754-6002 control
-

✓ Monitor Email Notifications

- Renewal alerts are usually sent before billing
-

⚠️ Mistakes to Avoid

- ❌ Uninstalling the app (does NOT cancel subscription)
 - ❌ Ignoring renewal emails
 - ❌ Using multiple ☎️【+1】 888-754-6002 accounts without tracking subscriptions
 - ❌ Waiting until after the charge happens
-

🔍 People Also Ask (FAQs)

1 How do I cancel Kaspersky auto-renewal?

Log into your Kaspersky account, go to subscriptions, and ☎️【+1】 888-754-6002 disable auto-renewal. This stops future charges while keeping access until the current plan ends.

2 Will I get a refund after cancelling Kaspersky?

You may receive a refund if you cancel shortly ☎️【+1】 888-754-6002 after being charged. Contact Kaspersky support immediately for the best chance.



3 Does uninstalling Kaspersky cancel my subscription?

No. Uninstalling only removes the software—it does not stop billing. You must cancel through ☎️ **【+1】 888-754-6002** your account or payment provider.

4 Can I cancel Kaspersky anytime?

Yes, you can cancel anytime. However, your protection remains active until the subscription period expires.

5 Why am I still being ☎️ **【+1】 888-754-6002** charged after cancelling?

This usually happens if cancellation occurred after the billing cycle. Check your renewal date and confirmation email.

6 How do I check my Kaspersky subscription status?

Log into your account ☎️ **【+1】 888-754-6002** and go to the Subscriptions section. It will show whether auto-renewal is active or disabled.


7 Is Kaspersky subscription automatically renewed?


Yes, by default most plans auto-renew unless you manually turn off ☎️ **【+1】 888-754-6002** this setting.





Conclusion: Take Control Before the Next Billing Cycle

Canceling your Kaspersky subscription isn't complicated—but timing matters. The sooner you disable auto-renewal, the safer you are from unexpected charges. Always  **[+1] 888-754-6002** verify cancellation and keep track of your subscriptions.

 A few clicks today can save you from unwanted charges tomorrow.

