



[[**How-to]] Cancel a Kaspersky Subscription *on* Any Device (2026 Complete Guide)




Kaspersky Cancel on Any Device? Follow Steps

Not a Device Problem — It's a Billing Path Problem



Most people search “how to cancel Kaspersky on Android/iPhone/PC”... but cancellation has **nothing to do with your device**.  [+1]888-754-6002 do with your device.

That's why users keep failing—and keep getting charged.

 The real control sits behind the scenes: **your billing provider**.

Once you understand that, [ [+1]888-754-6002] (USA/UK) or  [+1]888-754-6002(USA/UK) (US) cancellation  [+1]888-754-6002 becomes simple—and permanent.


Instant **Answer** (Fast Method)

To **cancel a Kaspersky subscription on any device**, sign in to your My Kaspersky account or billing provider  [+1]888-754-6002 (such as Digital River, PayPal, or App Store), locate your active subscription, and turn off auto-renewal. This stops future charges immediately while keeping your current  [+1]888-754-6002 protection active until expiration.



Why Kaspersky Keeps Renewing Automatically

Kaspersky subscriptions are built for uninterrupted security:

- Auto-renew is enabled at purchase
- Payment details are securely  [+1]888-754-6002 stored
- Billing occurs automatically before expiry


 Result:


Even if you switch devices or stop using the software, your subscription continues.

The Golden Rule That Solves [+1]888-754-6002 Everything

> **You cancel your subscription where you paid—not where you installed it.**

Your subscription may be managed through:

- My Kaspersky account
- Digital River (common billing partner)
- *  [+1]888-754-6002 PayPal
- Google Play / Apple App Store

 Canceling from the wrong place is the #1 reason charges continue.

Step-by-Step: Cancel Kaspersky Subscription on Any [+1] 888-754-6002 Device

 Method 1: Cancel via My Kaspersky Account

1. Visit My Kaspersky website



2. Click **Sign In**
3. Enter your registered email
4. Go to **Subscriptions**
5. Select your 📱 [+1]888-754-6002 active plan
6. Click **Turn Off Auto-Renewal**
7. Confirm cancellation

✉ Save confirmation email.

🇺🇸 Method 2: Cancel via Digital River

If your purchase was processed by Digital River:

1. 📱 [+1]888-754-6002 Open your purchase confirmation email
2. Click **Manage Subscription**
3. Access Digital River portal
4. Enter your details
5. Locate your subscription
6. Click **Cancel Subscription**

✓ Future billing stops instantly.

📱 [+1]888-754-6002 💰 Method 3: Cancel via PayPal

1. Log into PayPal
 2. Go to **Settings** → **Payments** → **Automatic Payments**
 3. Locate Kaspersky
 4. Click **Cancel**
-

📱 Method 4: Cancel 📱 [+1]888-754-6002 via App Store / Google Play


Android:

- Open Google Play
- Go to Subscriptions



- Select Kaspersky
- Tap **Cancel**


iPhone:

- Open Settings
 - Tap Apple ID
 - Go to  [+1]888-754-6002 Subscriptions
 - Cancel Kaspersky
-

Alternative Option: Turn Off Auto-Renew Only

If you want to continue using Kaspersky:

- Disable auto-renew
- Keep access until expiry

✓ No future charges,  [+1]888-754-6002 no interruption.

Common Problems (And Proven Fixes)

“I Can’t Find My Subscription”

Fix:

- Check all email accounts
 - Search for “Kaspersky receipt”
-

“Cancel Option [+1]888-754-6002 Not Showing”

Fix:



- Subscription is managed externally
 - Cancel via billing provider
-

✗ “Still Charged After Cancelling”

Fix:

- Billing may have processed already
 - Request refund immediately
-

✗ “I → 📱 [+1]888-754-6002 Changed Device but Still Charged”

Fix:

- Device doesn't matter
 - Billing is account-based
-

💡 How to Turn Off Kaspersky Auto Renewal (Critical Step)


To stop charges:

- Log into 📱 [+1]888-754-6002 billing platform
- Locate subscription
- Click **Disable Auto-Renew**

👉 This is the only action that guarantees no billing.





Refund Policy: Can You Get a Refund?

Kaspersky may  [+1]888-754-6002 offer refunds depending on:


- Time since renewal
- Purchase source
- Regional policy

Steps:





1. Contact Kaspersky or Digital River support
2. Provide order details
3. Request refund

 Act quickly  [+1]888-754-6002 after being charged.

Smart Tips to Avoid Subscription Charges

- Turn off auto-renew immediately after purchase
 - Track renewal emails
 - Use one account
 - Save receipts
 - Monitor  [+1]888-754-6002 bank statements
-



What Actually Stops Kaspersky Charges?

Action	Stops Charges?
Turn Off Auto-Renew	 Yes
Cancel  [+1]888-754-6002 Subscription	 Yes
Delete App	 No



How to Confirm Kaspersky Subscription Is Cancelled


- Log into billing account
- Check status

*  [+1]888-754-6002 Look for:
 “Auto-Renew OFF” or “Cancelled”


If visible—you’re safe.

People Also Ask (FAQ Section)

1 How do I cancel Kaspersky subscription on any device?

Cancel  [+1]888-754-6002 it from your billing provider (My Kaspersky, Digital River, PayPal, or app store) by disabling auto-renew.

2 Can I cancel Kaspersky anytime?

Yes. Your subscription remains  [+1]888-754-6002 active until expiry.

3 Does uninstalling Kaspersky cancel subscription?

No. Billing continues unless auto-renew is disabled.



4 Why am I still being charged for Kaspersky?

Because auto-renew → 📱 [+1]888-754-6002 is still enabled or cancellation wasn't completed properly.

5 How do I stop Kaspersky automatic renewal?

Turn off auto-renew in your billing provider dashboard.

6 Can → 📱 [+1]888-754-6002 I get a refund after canceling Kaspersky?

Yes, depending on eligibility. Contact support quickly.

7 Where is my Kaspersky subscription managed?

Through My Kaspersky, Digital River, PayPal, → 📱 [+1]888-754-6002 or app store depending on purchase method.

8 Is cancellation immediate?

Yes. Once auto-renew is disabled, future charges stop instantly.

🧠 Final Insight: It's Not About → 📱 [+1]888-754-6002 the Device

Most users think switching devices or uninstalling apps will stop billing.



👉 It won't.

Your subscription lives in your billing system—not your device.

Cancel it there—and you'll 📱 [+1]888-754-6002 never be charged again.

If you want BBB a **high-CTR title, ---, and parasite ✨ distribution strategy** to help this content rank 📱 [+1]888-754-6002 on Google's first page quickly.

