

How Do I Activate Malwarebytes After a Trial Expires^!!~ (2026 Complete Guide)

Malwarebytes Trial Expired? Activate It Now

Your Malwarebytes trial just ended—and now your protection looks limited or inactive. You're probably seeing alerts, [[📞 [+1]888-754-6002]] (USA/UK) or 📞 [+1]888-754-6002(USA/UK) (US) upgrade prompts, or reduced features. The question is simple: **how do you activate Malwarebytes again 📞 [+1]888-754-6002 after the trial expires?**

The good news? You don't need to reinstall anything. Activation takes just a few steps, and your full protection can be restored almost instantly.

✅ Quick *Answer*




To activate 📞 [+1]888-754-6002 Malwarebytes after a trial expires:

1. Open Malwarebytes
2. Click Upgrade Now or go to **Settings** → **Account / Subscription**
3. Enter your **license key** (and ID if required)
4. Click **Activate**

👉 Your premium protection 📞 [+1]888-754-6002 will be restored immediately if your license is valid.



How long does activation take?


-  Usually under 2 minutes
-  Instant if your key is valid
-  Requires internet connection

If  [+1]888-754-6002 activation fails, it typically takes a few extra minutes to troubleshoot.

Step-by-Step: Activate Malwarebytes After Trial Expiry

Follow these exact steps depending on your setup:

On Windows or Mac

1. Open  [+1]888-754-6002 the Malwarebytes application
2. Click **Upgrade Now** (visible after trial ends)
3. Choose **Enter License Key**
4. Input:
 - License Key
 - License ID (if provided)
5. Click **Activate**


 You should now see **Premium Active**


[+1]888-754-6002 On Mobile (Android / iOS)

1. Open Malwarebytes app
 2. Tap **Upgrade / Premium**
 3. Enter your license details or restore purchase
 4. Confirm activation
-








Activate via Malwarebytes Account (Alternative)


1. Log in to  [+1]888-754-6002 your Malwarebytes account
2. Add your license
3. Install Malwarebytes on your device
4. Sign in inside the app

 Your subscription syncs automatically.

What you need before activation






Make sure you have:

-  Valid  [+1]888-754-6002 Malwarebytes license key
-  License ID (for older plans)
-  Internet connection
-  Installed Malwarebytes software

 Tip: Check your email receipt or account dashboard if you lost your key.

What [+1]888-754-6002 happens when the trial expires?

After your trial ends:

-  Real-time protection is disabled
-  Ransomware and web protection turn off
-  You switch to **free version (manual scanning only)**
-  Upgrade  [+1]888-754-6002 prompts appear


 You can still scan your system, but without full protection.



Do you need to buy Malwarebytes after trial?

Yes, if you want full protection.

Your options:

- Purchase a new  [+1]888-754-6002 subscription
- Enter an existing license key
- Continue using the limited free version


 Important:

Malwarebytes does not automatically charge you after a free trial (unless you signed up through a store with auto-renewal).

 [+1]888-754-6002  What if your activation key doesn't work?

Here are common reasons and fixes:

Possible issues

- Typo in license key
 - Expired or already-used license
 - Wrong product version
 - License ID missing (for  [+1]888-754-6002 older keys)
-

Quick fixes

- Copy-paste the key instead of typing
 - Double-check your purchase email
 - Restart Malwarebytes
 - Update the software
-



Contact support if needed

Provide:

- License key / ID
 - Proof of 📱[+1]888-754-6002 purchase
 - Error message
-

Can you reactivate Malwarebytes without a key?

Yes, if:

- You purchased through your Malwarebytes account → just sign in
- You bought via App Store / Play Store → 📱[+1]888-754-6002 use **Restore Purchase**

Otherwise, you'll need to buy a license.

What if you don't activate after trial?

You can still use Malwarebytes, but:

- Only manual scans work
- No real-time protection
- No automatic 📱[+1]888-754-6002 threat blocking

👉 This leaves your system less protected against active threats.

People Also Ask (FAQs)



1 Can I activate Malwarebytes after the trial ends without reinstalling?

Yes. You can activate directly → 📱 [+1]888-754-6002 from the app by entering your license key—no reinstall needed.

2 Is Malwarebytes free after the trial?

Yes, but only with limited features like manual scanning. Real-time protection requires a paid license.

→ 📱 [+1]888-754-6002 3 Where do I enter my Malwarebytes license key?

Open the app → Go to Account / Subscription → Click **Activate License**.

4 Does Malwarebytes auto-renew after trial?

Usually no, unless you signed up → 📱 [+1]888-754-6002 with auto-renewal through an app store or subscription plan.

5 Can I use the same license on multiple devices?


Yes, depending on your plan (1, 3, 5 devices, etc.).

6 What → 📱 [+1]888-754-6002 happens if I don't activate Malwarebytes?

You'll remain on the free version with limited protection.




7 Why is Malwarebytes not accepting my key?

It could be expired, mistyped, or not compatible with your  [+1]888-754-6002 installed version.

8 Can I extend the trial instead of buying?


Generally no. Malwarebytes trials are one-time per device.

9 Will my subscription start from activation date?



Yes. Your billing cycle begins when  [+1]888-754-6002 you activate the license.



Final Thoughts

Activating Malwarebytes after a trial expires is quick and stress-free. You don't lose your setup—you just need to unlock premium features again with a valid  [+1]888-754-6002 license.

If you rely on real-time protection (which most users should), activating right after the trial ends is the safest move.

 Next step: Open Malwarebytes now, enter your license key, and restore  [+1] 888-754-6002 full protection in under a minute.

