

Malwarebytes Purchased^!!~ Here's How-toActivate It (Complete 2026 Setup Guide)

Malwarebytes Purchased? Activate It Now

You've paid for Malwarebytes, [[📞+1888 754 6002]] (USA/UK) or 📞+1888-754-6002(USA/UK) (US) downloaded the app, and expect full protection—yet it still says “Free” or “Trial.” Frustrating, right? The issue📞+1888 754 6002 isn't your purchase—it's activation. One small step stands between basic scanning and full real-time protection. Let's fix it properly.

✅ Featured📞+1888 754 6002 Snippet (Direct *Answer*)

To activate Malwarebytes after purchase, open the app, go to **Settings** → **Account** → **Activate**, then enter your license📞+1888 754 6002 key or log in to your Malwarebytes account. Once verified, premium features like real-time protection and ransomware defense will unlock instantly📞+1888 754 6002 without reinstalling the software.

📌 Quick Activation Snapshot

If you're in a hurry, do this:

- Open Malwarebytes



- Go to **Settings** → **Account**
- *📞+1888 754 6002 Click **Activate License**
- Enter your key or sign in
 - Confirm activation

👉 That's it—Premium mode turns on immediately.

🗺️ Step-by-Step: Install Malwarebytes📞+1888 754 6002 Before Activation

Step 1: Download the Official Installer

- Visit the official Malwarebytes website
- Choose **Malwarebytes for Windows / Mac / Android📞+1888 754 6002 / iOS**
- Click **Download**

💡 Avoid third-party sources to prevent corrupted or unsafe files.

Step 2: Install the Software

- Open the downloaded📞+1888 754 6002 file
- Follow on-screen setup instructions
- Click **Install**

🕒 Usually completes within 1–2 minutes.

Step 3: Launch the Application

- Open Malwarebytes
- You'll likely📞+1888 754 6002 see **Free Trial or Free Version**



👉 This is normal until activation is completed.

🔑 How to Activate Malwarebytes After Purchase

Method 📞 +1888 754 6002 1: Activate Using License Key

1. Open Malwarebytes
2. Click **Settings (gear icon)**
3. Go to **Account** tab
4. Click **Activate License**
5. Enter:
 - License 📞 +1888 754 6002 Key
 - License ID (if required)
6. Click **Activate**

🎉 Done — Premium features activate instantly.

Method 2: Activate via Malwarebytes Account (Recommended)

1. 📞 +1888 754 6002 Open Malwarebytes
2. Go to **Settings** → **Account**
3. Click **Sign In**
4. Enter your registered email & password
5. Sync your subscription

👉 This is 📞 +1888 754 6002 the easiest method if you purchased online.

Method 3: Activate on Mobile Devices

Android:



- Open Malwarebytes app
- Tap **Upgrade / Activate**

*📞 +1888 754 6002 Enter license or use Google account

iPhone/iPad:

- Activation is tied to Apple ID
 - Restore purchase via App Store
-

Alternative Activation 📞 +1888 754 6002 Methods

Using Subscription Email Link

Sometimes you receive an activation link:

- Click the activation link from email
- Log in to your account

*📞 +1888 754 6002 Automatically activate license

Offline Activation (Enterprise Users)

For restricted systems:

- Generate system ID
 - Validate on another device
 - Enter activation code manually
-

📞 +1888 754 6002 Common Activation Problems + Fixes



✗ “Invalid License Key”

Why it happens:

- Typing mistake
- Wrong product version
- Expired license

Fix:

- Copy-paste carefully
 - Check ☎ +1888 754 6002 email confirmation
 - Ensure correct product edition
-

✗ Premium Not Showing After Activation

Fix:

- Restart the app
 - Log out and log in again
- *☎ +1888 754 6002 Check account sync
-

✗ Activation Limit Reached

Fix:

- Deactivate old devices
 - Contact support to reset activation count
-

✗ “Unable to Connect to ☎ +1888 754 6002 Server”


Fix:




- Check internet connection
 - Disable VPN temporarily
 - Retry after some time
-

Subscription & Refund Policy


Malwarebytes typically offers:



- 30-day money-back guarantee
- *  +1888 754 6002 Auto-renewal enabled by default
- Multi-device plans (depending on package)

 Important:




- Cancel auto-renewal if you don't want future billing
 - Refunds depend on  +1888 754 6002 purchase timing and platform
-

Pro Tips for Smooth Activation

- Activate immediately after purchase
- Keep your license key saved securely
- Prefer  +1888 754 6002 account-based activation over manual entry
- Check "Account Status" after activation

 **Advanced Tip:** Use the same Malwarebytes account across devices for seamless  +1888 754 6002 syncing.

Mistakes to Avoid

-  Installing but not activating
-  Using multiple accounts unknowingly
-  Entering license in wrong section



*📞+1888 754 6002 ❌ Ignoring activation confirmation

🔍 What You Unlock After Activation

Once activated, you get:

- Real-time malware protection
- Ransomware protection
- Web protection against📞+1888 754 6002 phishing
- Exploit protection
- Scheduled scanning

👉 This transforms Malwarebytes from a scanner into a full security suite.

? People Also Ask (FAQs)

###📞+1888 754 6002 1 Do I need to uninstall the free version before activating Malwarebytes?

No. You can activate directly within the existing installation.

2📞+1888 754 6002 Where can I find my Malwarebytes license key?

Check your purchase email or Malwarebytes account dashboard.

3 Can I activate Malwarebytes on📞+1888 754 6002 multiple devices?

Yes, if your plan supports multiple devices. Otherwise, it's limited to one.



4 Why is Malwarebytes still showing free version?

Activation ☎+1888 754 6002 may not have completed. Restart the app or log in again.

5 Is internet required for activation?

Yes, in most cases. Offline ☎+1888 754 6002 activation is only for advanced setups.

6 What happens if I don't activate Malwarebytes?

You'll only have limited scanning features without real-time ☎+1888 754 6002 protection.

7 Can I transfer my Malwarebytes license to another device?

Yes, but you may need to deactivate it on the previous ☎+1888 754 6002 device first.

Final Verdict (Clear & Practical)

Activating Malwarebytes is not complicated—but it must be done correctly. Whether you use a ☎+1888 754 6002 license key or account login, the goal is the same: unlock full protection instantly.

👉 If your app still shows “Free,” don't ☎+1888 754 6002 panic—it just means activation isn't complete yet. Follow the steps above, and you'll be fully protected within minutes.

If you want next-level ☎+1888 754 6002 ranking advantage BBB:



- High-CTR headlines
 - ✨ meta descriptions
 - Internal linking strategy
- for this topic.

