



[[**How-to]] Cancel a McAfee Subscription *on* Any Device (2026 Complete Guide)

McAfee Cancel on Any Device? Follow Steps

To cancel a McAfee subscription on any device, [[📞 +1888 754 6002]] (USA/UK) or 📞 +1888-754-6002(USA/UK) (US) sign in to your McAfee account, go to My Account → Subscriptions, 📞 +1888 754 6002 select your plan, and turn off **auto-renewal**. If purchased via mobile or PayPal, cancel through the respective platform (Google Play, 📞 +1888 754 6002 Apple ID, or PayPal). This stops future billing instantly.

🧭 You Don't Cancel McAfee... You Stop It From Charging You 📞 +1888 754 6002 (Hook)

Here's the truth most users don't realize:

You're not really "canceling" McAfee — you're **stopping the next automatic charge before it happens**.

That's 📞 +1888 754 6002 why uninstalling the app, deleting files, or even ignoring renewal emails doesn't work.

If you want to **cancel McAfee subscription on 📞 +1888 754 6002 any device**, you need to follow the correct method based on where you purchased it.

This guide walks you through every 📞 +1888 754 6002 scenario — desktop, mobile, PayPal,



and more — so you can **shut down auto-renewal permanently**.

🧠 How McAfee Subscription Billing ☎️ +1888 754 6002 Actually Works

Before canceling, understand this system:

- McAfee subscriptions are set to **auto-renew by default**
- Billing happens **before expiration date**
- Payment ☎️ +1888 754 6002 method remains saved (card / PayPal / app store)
- Subscription is linked to your account — not device

👉 That's why ☎️ +1888 754 6002 switching devices doesn't cancel your subscription.

Step-by-Step: Cancel McAfee Subscription (Universal Method)

♦ Method 1: Cancel via McAfee Account ☎️ +1888 754 6002 (Works on Any Device)

This is the **primary method** for most users:

1. Go to McAfee official website
2. Click **Sign In** → ☎️ +1888 754 6002 **My Account**
3. Enter your login credentials
4. Navigate to **My Account** → **Subscriptions**
5. Find your active plan
6. Click **Auto-Renewal Settings**
7. Turn ☎️ +1888 754 6002 **OFF Auto-Renewal**
8. Confirm cancellation


✓ Your subscription will stay active until expiry but won't renew.




Cancel McAfee Subscription on Mobile +1888 754 6002 Devices

◆ Android (Google Play)

If purchased via Play Store:


1. Open **Google Play Store**
 2. Tap profile → **Payments & Subscriptions**
 3. Select  +1888 754 6002 **Subscriptions**
 4. Tap **McAfee**
 5. Click **Cancel Subscription**
 6. Confirm
-

◆ iPhone / iPad (Apple ID)

1. Open **Settings**
 2. Tap your Apple ID
 3. Go  +1888 754 6002 to **Subscriptions**
 4. Select **McAfee**
 5. Tap **Cancel Subscription**
 6. Confirm
-

Cancel McAfee Subscription via PayPal or Card

◆ PayPal Method

1. Log  +1888 754 6002 into PayPal
2. Go to **Settings** → **Payments** → **Automatic Payments**
3. Find **McAfee LLC**
4. Click it
5. Select **Cancel Automatic Billing**



6. Confirm

📞 +1888 754 6002 ♦ Bank/Card Method

If you cannot access your account:

1. Contact your bank
2. Request to **block recurring charges for McAfee**
3. Ask for 📞 +1888 754 6002 merchant block

⚠️ Use only as a backup.

⚙️ Alternative Ways to Cancel McAfee Subscription

✓ Cancel via Email Receipt

- Open 📞 +1888 754 6002 your McAfee purchase email
- Click:
 - “Manage Subscription”
 - “Cancel Auto-Renew”

👉 Fast and often overlooked.

✓ Contact McAfee Support

If you're 📞 +1888 754 6002 locked out:

- Visit McAfee support
- Provide:
 - Email ID
 - Order number




- Issue details



 Response: typically within 24–48 hours

 +1888 754 6002  Common Issues & Fixes


 Subscription not showing

 Try different email accounts used during purchase.



 Still getting charged

  +1888 754 6002 Cancel at payment source (PayPal or bank).

 Forgot password

 Use password reset option.

 Multiple subscriptions active

 Check all  +1888 754 6002 accounts and devices.

 McAfee Refund Policy (Important Insight)

McAfee usually offers a **30-day money-back guarantee**.



To request refund:

1. Contact support
2. 📞 +1888 754 6002 Provide order details
3. Submit refund request

👉 Refund depends on eligibility and timing.

🔍 Quick Fix: Stop McAfee Auto Renewal Instantly

If 📞 +1888 754 6002 you're in a hurry:

- Log into McAfee account
- Go to subscriptions
- Turn OFF auto-renew
- Confirm

🕒 Takes under 2 minutes.

💡 📞 +1888 754 6002 Smart Tips to Avoid Future Charges

- Disable auto-renew immediately after purchase
- Use virtual cards for subscriptions
- Track renewal dates
- Monitor 📞 +1888 754 6002 billing emails

👉 These steps eliminate surprise charges.



? FAQ – People Also Ask

1 How do I cancel McAfee subscription ☎ +1888 754 6002 on all devices?

Cancel it from your McAfee account. It applies to all devices since subscription is account-based.

2 Does uninstalling ☎ +1888 754 6002 McAfee cancel subscription?

No. Uninstalling does NOT stop billing. You must cancel manually.

3 Can I cancel McAfee subscription from phone?

Yes, ☎ +1888 754 6002 via Google Play or Apple App Store if purchased through mobile.

4 How do I stop McAfee auto renewal?

Turn off ☎ +1888 754 6002 auto-renewal in your account or cancel recurring payments via PayPal.

5 Why did McAfee charge me automatically?

Because auto-renewal is enabled ☎ +1888 754 6002 by default and charges are processed before expiry.



6 Can I get refund after McAfee renewal?

Yes, within 30 days depending 📞 +1888 754 6002 on eligibility.

7 What happens after cancellation?

Your protection remains active until expiry, but no further charges occur.

8 How do 📞 +1888 754 6002 I manage McAfee subscription settings?

Log into your account and adjust billing preferences under subscriptions.



Final Thoughts

Canceling McAfee isn't about 📞 +1888 754 6002 removing the software — it's about **controlling the billing system behind it.**

Once you turn off auto-renewal, you're fully protected from 📞 +1888 754 6002 future charges — across all devices.

👉 Take 2 minutes now, follow the steps above, and **cancel your McAfee subscription safely 📞 +1888 754 6002 before the next billing cycle hits.**

If you want, I can also provide:

- ✨ meta title + description
- Structured schema (FAQ 📞 +1888 754 6002 + HowTo)
- Internal linking strategy for higher rankings



