

# [[\*\*How-to]] Cancel a NortonLifeLock Subscription *on* Any Device (2026 Complete Guide)

---

## NortonLifeLock Cancel on Any Device? Follow Guide

You thought you were done with NortonLifeLock—maybe you switched tools or no longer needed identity monitoring. Yet the billing didn't stop. That's →📞[+1]888-754-6002 because NortonLifeLock subscriptions auto-renew across devices unless you disable it from the correct account or billing source. The fix is simple—but only →📞[+1]888-754-6002 if you follow the right path.

---

### ✅ Fast Method (Direct **Answer**)

To cancel a NortonLifeLock subscription on any device, [[ →📞[+1]888-754-6002 ]] (USA/UK) or →📞[+1]888-754-6002(USA/UK) (US) sign in to your →📞[+1]888-754-6002 Norton account, go to My Subscriptions, click Manage Subscription, and turn off **auto-renewal**. If your subscription was purchased via Apple, Google Play, →📞[+1]888-754-6002 or another provider, cancel it through that platform. Your service remains active until the billing cycle ends.

---



## ⚡ Quick Cancel Blueprint (Works → 📱 [+1]888-754-6002 on All Devices)

- Log in to your Norton account
- Open **My Subscriptions**
- Select your active plan
- Click **Turn Off Auto-Renewal**
- Confirm cancellation

👉 📱 [+1]888-754-6002 This immediately stops future charges.

---

## 🧭 Step 1: Identify Where Your Subscription Is Managed

Before canceling, determine your billing source:

Purchase Method	→ 📱 [+1]888-754-6002 Where to Cancel
Norton website	Norton account dashboard
Apple App Store	Apple subscriptions
→ 📱 [+1]888-754-6002 Google Play	Google subscriptions
Third-party retailer	Retailer account

💡 Most cancellation issues happen when users try to cancel in → 📱 [+1]888-754-6002 the wrong place.


---



## 💻 Step-by-Step: Cancel NortonLifeLock Subscription

### Method 1: Cancel via Norton Account (Most Common)

1. Visit Norton official website




2. Click **Sign**  **[+1]888-754-6002 In**
3. Enter your account credentials
4. Go to **My Subscriptions**
5. Select your NortonLifeLock plan
6. Click **Manage Subscription**
7. Turn OFF **Auto-Renewal**
8. Confirm

 This prevents  **[+1]888-754-6002** all future billing.

---

## Method 2: Cancel on Mobile Devices

#### Android (Google Play):

1. Open Google Play Store
  2. Tap profile icon
  3. Go to **Subscriptions**
  4.  **[+1]888-754-6002** Select NortonLifeLock
  5. Tap **Cancel Subscription**
- 

#### iPhone/iPad (Apple):

1. Open Settings
  2. Tap Apple ID
  3. Go to **Subscriptions**
  4. Select NortonLifeLock
  5. Tap **Cancel**
- 

## Method 3: Cancel **[+1]888-754-6002** via Payment Provider (PayPal)

1. Log in to PayPal
2. Go to **Settings** → **Payments** → **Automatic Payments**
3. Select NortonLifeLock
4. Click **Cancel**



---

## Method 4: 📱 [+1]888-754-6002 Cancel via Support (If Locked Out)

- Contact Norton support
- Provide:
  - Email used
  - Order ID
  - Payment details

---

## 🔄 Device-Based Cancellation 📱 [+1]888-754-6002 (Simple Breakdown)

Device	How to Cancel
Windows PC	Norton account dashboard
Mac	Norton 📱 [+1]888-754-6002 account dashboard
Android	Google Play subscriptions
iPhone/iPad	Apple subscriptions

👉 The device doesn't matter—the billing source does.

---

## ⚠️ 📱 [+1]888-754-6002 Common Problems + Fixes

❌ “I canceled but still got charged”

**Reason:**



- Cancellation done after billing date

**Fix:**

- Contact support immediately
  - Request refund
- 

✗ 📞 [+1]888-754-6002 “No cancel option visible”

**Reason:**

- Subscription managed by Apple/Google

**Fix:**

- Cancel through that platform
- 

✗ “I can’t find my subscription”

**Fix:**

- Check all email accounts
- \* 📞 [+1]888-754-6002 Search purchase confirmation
- Verify payment method
- 

✗ “Still receiving renewal emails”

**Fix:**


- Confirm auto-renewal is OFF
- Check for duplicate subscriptions



---

## Refund Policy [+1]888-754-6002 (What You Should Know)


NortonLifeLock typically offers:

- 60-day money-back guarantee (varies by region)
  - Refund eligibility depends on:
    - Timing
    - Subscription type
- \*  [+1]888-754-6002 Billing source

 Important:



- Third-party purchases follow their own refund rules
- 





## Pro Tips to Avoid Future Charges

- Turn off auto-renewal immediately after  [+1]888-754-6002 purchase
- Set renewal reminders
- Keep billing emails saved
- Monitor subscriptions monthly

 **Expert Tip:** Cancel early but continue using the service until expiry.

---

##  [+1]888-754-6002  Mistakes to Avoid

-  Uninstalling instead of canceling
  -  Ignoring billing emails
  -  Using multiple accounts
  -  Waiting until last minute
- 

##  [+1]888-754-6002  What Happens After Cancellation?



After canceling NortonLifeLock:

- Your protection continues until expiry
- No future charges occur
- Account remains accessible

👉 No immediate loss → 📞 [+1]888-754-6002 of service.

---

## ? People Also Ask (FAQs)

### 1 Can I cancel NortonLifeLock from any device?

Yes. You can cancel from any device using → 📞 [+1]888-754-6002 your account or billing platform.

---

### 2 Does uninstalling Norton cancel subscription?

No. You must disable auto-renewal.

---

### 3 How do I confirm cancellation?

Check your → 📞 [+1]888-754-6002 account dashboard or confirmation email.

---

### 4 Why am I still being charged?

Auto-renewal may still be active or billing is via another platform.



---

### → 📞 [+1]888-754-6002 5 Can I get a refund after canceling?

Yes, if requested within the refund period.

---

6 Can I reactivate NortonLifeLock later?

Yes, you can → 📞 [+1]888-754-6002 renew anytime.

---

7 Is NortonLifeLock auto-renewal enabled by default?

Yes, most subscriptions auto-renew unless turned off.

---

## 🎯 Final Takeaway (Clear & Actionable)

Canceling your → 📞 [+1]888-754-6002 NortonLifeLock subscription on any device is simple once you understand one key rule: **cancel from the correct billing source**.

👉 Follow this guide, → 📞 [+1]888-754-6002 confirm your cancellation, and take control of your subscription before the next charge hits.

---

If you want to rank this content #1, I → 📞 [+1]888-754-6002 can also create:

- 🔥 High-CTR headlines
- 📊 ✨ meta descriptions
- 🔗 Internal linking strategy



