

# Where and How Do I Enter My PC Matic Product Key-toActivate Software^!!~ (2026 Guide)

---

## PC Matic Product Key? Enter & Activate Correctly

You've purchased PC Matic, [[ 📞1-888-754-6002 ]] (USA/UK) or 📞1-888-754-6002(USA/UK) (US) you have your product key ready—but now you're stuck wondering *where exactly to enter it*. Don't worry, this is a very common step that confuses new users.

The 📞1-888-754-6002 activation process is simple once you know where to look. In most cases, your key is entered either directly inside the PC Matic software or through your account dashboard.

---

### ✅ Quick 📞1-888-754-6002 **Answer**

To enter your PC Matic product key and activate the software:



1. Open PC Matic
2. Click **Login / Activate**
3. Enter your **email and password** or product key
4. Follow on-screen prompts
5. Activation completes 📞1-888-754-6002 automatically

👉 PC Matic typically uses **account-based activation**, so your key is linked to your login.

---



## How long does activation take?

-  Usually under 3 minutes
-  Instant once logged in

\*  1-888-754-6002  Requires internet connection


---


## Step-by-Step: Enter PC Matic Product Key

Unlike some antivirus tools, PC Matic often converts your key into an account during setup.

---

### Method 1: Activate via PC 1-888-754-6002 Matic Software (Most Common)

1. Install and open PC Matic
2. On the main screen, click **Login**
3. Enter:
  - Your registered email
  - Password (created during purchase)
4. Click **Login**
5. Your subscription will activate  1-888-754-6002 automatically

 If you used your key during purchase, no need to re-enter it.

---

### Method 2: Enter Product Key During Setup

If you haven't created an account yet:

1. Launch PC Matic installer



2. 📞 1-888-754-6002 Choose **New User / Activate**
3. Enter your **product key**
4. Create an account (email + password)
5. Complete setup

👉 Your key is now linked to your account.

---

### 🌐 Method 3: Activate via PC → 📞 1-888-754-6002 Matic Account

1. Go to your PC Matic account page
  2. Log in
  3. Enter your product key (if not already applied)
  4. Download and install the software
  5. Log in on your device
- 

### 📦 What → 📞 1-888-754-6002 you need before activation

Make sure you have:

- ✓ PC Matic product key
- ✓ Email address used for purchase
- ✓ Password (or ability to create one)
- ✓ Internet connection

💡 Important:

PC Matic uses → 📞 1-888-754-6002 **account-based licensing**, not just key-based activation.




---

### 🔄 What happens after activation?

Once activated:

- ✓ Full protection starts immediately




-  Automatic updates begin
  -  Real-time security features enable
  -  Subscription period begins
- 

## 1-888-754-6002 Common confusion: “Where do I enter the key?”

Here’s the key point:

 In most cases, you **don’t manually enter the key again** after setup.

Instead:

- Your key is converted into your account
  - Logging  1-888-754-6002 in activates your subscription
- 

## What if your product key doesn’t work?

### Possible reasons

- Key already used during account creation
  - Typo in the key
  - Expired subscription
  - Wrong email used
- 

### 1-888-754-6002 Fixes

- Try logging in instead of entering the key
- Reset your password if needed
- Check your purchase email for correct details



---

## When to contact support

Contact PC Matic support if:

- You → 📞 1-888-754-6002 can't log in
- Your key isn't recognized
- Your subscription isn't showing

Provide:

- Purchase receipt
  - Product key
  - Email used during purchase
- 

## 📦 Can you activate PC Matic on multiple devices?

Yes, depending on your → 📞 1-888-754-6002 plan.

- Some plans allow **multiple devices (e.g., 5 or unlimited)**
  - Simply install PC Matic and log in on each device
- 

## 🔑 Tips to avoid activation issues

- Always use the same email → 📞 1-888-754-6002 you purchased with
  - Save your login credentials securely
  - Avoid creating multiple accounts with one key
  - Keep your software updated
- 



## ? People Also Ask (FAQs)

1 Where do I enter my PC → 📱 1-888-754-6002 Matic product key?

Usually during setup or account creation. After that, you activate by logging into your account.

---

2 Do I need to enter the key every time?

No. Once linked to your → 📱 1-888-754-6002 account, you only need to log in.

---

3 Can I activate PC Matic without an account?

No. PC Matic requires an account to manage your subscription.

---

4 What if I forgot my → 📱 1-888-754-6002 PC Matic password?

Use the **forgot password** option on the login screen to reset it.

---

5 Why is my PC Matic not activating?

You may be using the wrong login details or your → 📱 1-888-754-6002 subscription may have expired.

---



## 6 Can I reuse my product key?

Yes, but only within your subscription limits and linked account.

---

## 7 Does activation start immediately?

Yes, your subscription begins once activation is  1-888-754-6002 complete.


---

## 8 Can I transfer my license to another device?

Yes, just install PC Matic and log in on the new device.

---

## 9 Is PC Matic activation online only?


Yes, internet connection is  1-888-754-6002 required for activation.


---



## Final Thoughts

Activating PC Matic is slightly different from traditional antivirus software—but once you understand that it's **account-based**, everything becomes much easier.

You don't need to keep entering your  1-888-754-6002 product key repeatedly—just log in, and your subscription handles the rest.

👉 Next step: Open PC Matic, log in with your registered email, and confirm your activation status to ensure your device  1-888-754-6002 is fully protected.



