

# How Do I Use an Activation Code for PC Matic Pro^!!~ (2026 [[Step-by-Step]] Guide)

---

## PC Matic Activation Code? Use It Properly

You've got your PC Matic Pro activation code—but when you open the software, [[ 📞 [+1]888-754-6002 ]] (USA/UK) or 📞 [+1]888-754-6002(USA/UK) (US) there's no obvious “enter key” box. That's where most users get stuck.

Here's the key 📞 [+1]888-754-6002 insight: **PC Matic Pro doesn't work like traditional antivirus tools.** Instead of repeatedly entering a product key, your activation code is used once to create or link 📞 [+1]888-754-6002 your account—and from then on, your login activates everything automatically.

This guide shows exactly how to use your activation code the right way, avoid common mistakes, and get 📞 [+1]888-754-6002 fully protected in minutes.

---

### Quick *Answer*

To use an activation code for PC Matic Pro:

1. Install and open PC Matic
2. Click **New User / Activate**
3. Enter your 📞 [+1]888-754-6002 activation code
4. Create your account (email + password)
5. Log in



👉 Your subscription is now active—no need to re-enter the code again.

---

## 🕒 How long does it take?

\* 📞 [+1]888-754-6002 ⏳ 2–5 minutes total

- ⚡ Instant activation after login
  - 🌐 Requires internet connection
- 

## 🔑 Step-by-Step: Use PC Matic Pro Activation Code

PC Matic uses a slightly different system, 📞 [+1]888-754-6002 so follow carefully.

---

### 💻 Method 1: First-Time Activation (Most Important)

If you're installing PC Matic for the first time:

1. Download and install PC Matic
2. Open the program
3. Click 📞 [+1]888-754-6002 **New User / Activate**
4. Enter your activation code
5. Enter your email address
6. Create a password
7. Complete setup

👉 Your activation code is now linked to your account.

---

### 🔑 📞 [+1]888-754-6002 Method 2: Activate by Logging In (After Setup)



If you've already used your code:

1. Open PC Matic
2. Click **Login**
3. Enter your email and password
4. Click **Login**

👉 Your subscription → 📱 [+1]888-754-6002 will activate automatically.

---

### Method 3: Activate via PC Matic Account

1. Go to PC Matic website
  2. Log in to your account
  3. Enter your activation code (if not → 📱 [+1]888-754-6002 used)
  4. Download the software
  5. Log in on your device
- 

### What you need before activation

Prepare the following:



- ✓ PC Matic Pro activation code
  - ✓ Valid email address
  - \* → 📱 [+1]888-754-6002 ✓ Password (to create or use existing)
  - ✓ Internet connection
- 

### What happens after activation?

Once activated:

- ✓ Full antivirus protection starts
- ↻ Updates and scans begin



-  [+1]888-754-6002 Real-time protection is enabled
  -  Subscription timer starts
- 

## Common confusion: “Where do I enter the code again?”

Here’s the important part:


 You usually **don’t enter the code**  [+1]888-754-6002 again after first use.

Instead:


- Your code becomes tied to your account
  - Logging in activates the software
- 

## What if your activation code doesn’t work?

### Possible reasons

- \*  [+1]888-754-6002 Code already used during account setup
    - Typo or formatting error
    - Expired subscription
    - Wrong product version
- 


### Fixes


- Try logging in instead of re-entering the code
  - Copy-paste the  [+1]888-754-6002 code
  - Reset your account password if needed
- 



## Can you use the same code on multiple devices?

Yes, depending on your plan.


- Install PC Matic on each device
- \*  [+1]888-754-6002 Log in using the same account

 The system will apply your subscription automatically.

---

## What if you forgot your login details?


- Click **Forgot Password**
  - Reset via email
- \*  [+1]888-754-6002 Log back in

 You don't need the activation code again if it's already linked.

---

## When should you contact support?

Contact PC Matic support if:


- Code is not  [+1]888-754-6002 recognized
- Account not created successfully
- Subscription not showing

Provide:

- Activation code
  - Purchase receipt
  - Email used during setup
- 



## Tips for smooth activation

- Use the same email for all  [+1]888-754-6002 devices
  - Store your login details safely
  - Avoid creating multiple accounts with one code
  - Activate immediately after purchase
- 

## People Also Ask (FAQs)

1 Where do I enter  [+1]888-754-6002 my PC Matic Pro activation code?

You enter it during first-time setup under **New User / Activate**. After that, just log in.


---

2 Do I need to enter  [+1]888-754-6002 the activation code again later?

No. Once linked to your account, activation happens through login.

---

3 Can I activate PC Matic Pro without an account?

No. The activation code  [+1]888-754-6002 must be tied to an account.

---

4 What if my activation code is not working?

Check for typos, or try logging in if you already used the code.

---



### → 📱 [+1]888-754-6002 5 Can I use my code on another computer?

Yes, depending on your subscription. Just log in on the new device.

---

6 Does activation start immediately?

Yes, your subscription → 📱 [+1]888-754-6002 begins as soon as activation is complete.

---

7 What happens if I uninstall PC Matic?

You can reinstall and log in again—no need to re-enter the code.

---

8 → 📱 [+1]888-754-6002 Can I recover my activation code if lost?

Yes, check your email or contact support.

---

9 Is internet required for activation?

Yes, activation requires online verification.

---

## Final Thoughts

Using → 📱 [+1]888-754-6002 an activation code for PC Matic Pro is simple once you understand the system. Unlike traditional antivirus tools, everything revolves around your account—not repeated key entry.



Activate once, 📞 [+1]888-754-6002 log in anytime, and your protection follows you across devices.

👉 Next step: Open PC Matic, log in with your account, and confirm your subscription is active to 📞 [+1]888-754-6002 ensure full protection.

