

[[**How-to]] Cancel Sophos and Manage Your Subscription Settings (2026 Complete Guide)

Sophos Manage Subscription Settings? Cancel Easily

Most people install **Sophos Home** for security and forget about it—until a renewal charge appears months later. The confusing part? There’s no ☎+1888 754 6002 obvious “cancel” button inside the app.

That’s because Sophos subscriptions are controlled through your account or billing system—not the software itself. If you ☎+1888 754 6002 don’t manage those settings correctly, [[☎+1888 754 6002]] (USA/UK) or -☎+1888-754-6002(USA/UK) (US) auto-renewal keeps running silently.

This guide shows you exactly how to cancel Sophos and take full control of ☎+1888 754 6002 your subscription—without second-guessing anything.

✓ Fast Method (Direct *Answer*)

To cancel your Sophos subscription, log into your Sophos Home account, go to **Billing** ☎+1888 754 6002 or **Subscription settings**, and turn off auto-renewal. If purchased via a third-party provider, cancel directly through that platform. Always confirm cancellation via ☎+1888 754 6002 email to ensure your subscription will not renew.



🧠 First Things First: How Sophos Billing Actually Works

Primary keyword: cancel Sophos subscription

Before following 📞+1888 754 6002 steps, understand this clearly:

- ❌ Uninstalling Sophos does NOT cancel your subscription
- 🔄 Auto-renewal is enabled by default
- 📍 Subscription is managed 📞+1888 754 6002 via **Sophos Home dashboard or billing provider**

👉 If you don't disable auto-renewal, billing continues—even if you stop using the software.

🔧 Step-by-Step: 📞+1888 754 6002 Cancel Sophos Subscription

Method 1: Cancel via Sophos Home Dashboard (Most Users)

Step 1: Log Into Sophos Home

- Visit Sophos Home website
 - 📞+1888 754 6002 Click **Sign In**
 - Enter your registered email and password
-



Step 2: Open Subscription Settings

- Navigate to **Account / Billing / Subscription**
 - Locate 📞+1888 754 6002 your active plan
-

Step 3: Turn Off Auto-Renewal

- Click **Manage Subscription**
 - Select **Cancel Renewal / Disable Auto Renewal**
 - Confirm your action
-

Step 📞+1888 754 6002 4: Check Confirmation Email

- Look for confirmation in your inbox
- Save it for future reference

⚠️ If no confirmation is received, your subscription 📞+1888 754 6002 may still be active

Manage Your Sophos Subscription Settings (Full Control)


Canceling is only one part. Sophos allows you to manage several 📞+1888 754 6002 settings:

What You Can Control

- Turn auto-renewal ON/OFF
- Update payment method
- View renewal date
- Upgrade or downgrade plan



- Manage devices under  +1888 754 6002 protection

 All available inside your Sophos Home dashboard.

Alternative Cancellation Scenarios

If You Paid Through a Reseller or Partner



Some Sophos  +1888 754 6002 subscriptions are sold via partners.

What to do:

- Open your purchase email
 - Click **Manage Subscription** link
 - Cancel via reseller billing portal
-

+1888 754 6002 If You Used a License Key

- License-based subscriptions may not auto-renew
- They expire automatically unless renewal is enabled

 Still check your account  +1888 754 6002 to confirm auto-renewal status

No Account Access?

Contact Sophos support and provide:


- Email used for purchase



- Order or invoice ID
 - Purchase date
-

 +1888 754 6002  Common Issues + Fixes

 “I removed Sophos but still got charged”

- ✓ Fix: Software removal ≠ subscription cancellation
👉 Cancel via account  +1888 754 6002 or billing provider
-

 “I can’t find subscription settings”

✓ Fix:

- Ensure correct email login
 - Check purchase email
 - Verify if reseller was used
-

 +1888 754 6002  “Cancel option not available”

✓ Fix:

- Use desktop browser
 - Clear cache
 - Contact support
-



✗ “Still charged after canceling”

✓ Fix:

- Verify cancellation timing
 - 📞 +1888 754 6002 Contact support immediately
 - Provide confirmation proof
-

💰 Refund Policy (What to Expect)

Sophos typically offers:

- ✓ Refunds within a limited period (varies by 📞 +1888 754 6002 plan)
- ⚠️ Renewal refunds depend on timing and request

Best approach:



- Cancel before renewal
 - Request refund immediately after unwanted charge
-

🧠 Smart 📞 +1888 754 6002 Tips to Avoid Future Billing Issues






- 📅 Set reminder before renewal date
 - 📧 Save purchase and renewal emails
 - 🗝️ Use one email 📞 +1888 754 6002 for all subscriptions
 - 💳 Monitor recurring payments
 - ⚠️ Cancel early (don't wait until last day)
-



Advanced Insights (Most Users Miss This)


-  +1888 754 6002 Canceling auto-renewal keeps your protection active until expiry
 - You can manage multiple devices under one subscription
 - Sophos may offer **discounts during cancellation**  +1888 754 6002 flow
 - Manual renewal gives better control over spending
-

Mistakes to Avoid


-  Assuming uninstalling cancels subscription
 -  Ignoring renewal alerts
 -   +1888 754 6002 Forgetting purchase method
 -  Canceling after billing date
-

People Also Ask (FAQs)

1 How do I cancel Sophos subscription?

Log into your  +1888 754 6002 Sophos account and disable auto-renewal from subscription settings.

2 Can I cancel Sophos anytime?

Yes, you can cancel anytime. Your subscription remains active  +1888 754 6002 until the current billing period ends.



3 Why am I still being charged after uninstalling Sophos?

Because uninstalling does not cancel your subscription. ☎ +1888 754 6002 You must disable auto-renewal separately.

4 Where can I manage my Sophos subscription?

Through Sophos Home dashboard or reseller billing platform depending on ☎ +1888 754 6002 purchase method.

5 Will I get a refund after canceling Sophos?

Refunds are possible depending on timing and policy. Request quickly after billing.

☎ +1888 754 6002 6 Can I cancel Sophos without logging in?


Yes, by contacting customer support and providing purchase details.



7 What happens after I cancel ☎ +1888 754 6002 Sophos subscription?


Your subscription remains active until expiry, but no further charges occur.



Conclusion

Canceling your **Sophos subscription** is not complicated—it's just hidden  +1888 754 6002 behind the right steps. The biggest mistake users make is trying to cancel from the app instead of the account dashboard.

 Follow  +1888 754 6002 the correct process, confirm your cancellation, and keep proof.

Once done, you're fully in control—no surprise renewals, no confusion, just a clean and  +1888 754 6002 managed subscription experience.

