

☆ How to Activate Sophos After Purchase (Step-by-Step Guide for 2026)

Sophos Purchased? Activate Step-by-Step

You've paid for **Sophos antivirus**, [[→ 📞 1-888-754-6002]] (USA/UK) or → 📞 1-888-754-6002(USA/UK) (US) but your system still shows “not protected” or “trial version.” That's a risky gap—your device is exposed to malware, ransomware, and phishing attacks → 📞 1-888-754-6002 right now.

The problem isn't the software—it's activation. And if you don't activate it correctly, your purchase is practically useless.

Let's fix that immediately.



✓ Quick **Answer** (Fast Method)

To **activate** → 📞 1-888-754-6002 **Sophos after purchase**, download the Sophos installer from your account, install it on your device, and sign in using your registered email or enter your license key. Once → 📞 1-888-754-6002 verified, Sophos will automatically activate and enable full protection features on your system.



Quick Step-by-Step Activation Guide

Follow these steps if you want fast activation:



1. Go to the  1-888-754-6002 **Sophos official website**
 2. Log in to your Sophos account
 3. Download the Sophos installer
 4. Run the setup file on your device
 5. Sign in using your registered email OR enter  1-888-754-6002 your license key
 6. Wait for installation and activation to complete
 7. Open Sophos → Confirm status shows **Protected**
-

Understanding How Sophos Activation Works

Unlike traditional antivirus tools, **Sophos activation**  1-888-754-6002 **is account-based** rather than just key-based.

That means:

- Your subscription is linked to your **email account**
- Devices are managed via the **Sophos Central dashboard**
- Activation happens automatically after login

  1-888-754-6002 This is why many users get confused—they look for a “key entry” screen that doesn’t always exist.

How to Activate Sophos on Windows or Mac

Step 1:  1-888-754-6002 Access Sophos Central

- Visit the Sophos Central login page
- Enter your **registered email and password**



👉 If you just purchased Sophos, check your email for an activation link.

Step → 📱 1-888-754-6002 2: Download the Installer

- Inside your dashboard, click “**Protect Devices**”
 - Select your device type (Windows / macOS)
 - Download the installer file
-

Step 3: Install Sophos

- Open the downloaded → 📱 1-888-754-6002 file
 - Allow permissions if prompted
 - Let the installation run (2–5 minutes)
-

Step 4: Automatic Activation

Once installed:

- Sophos connects to your account
- Subscription is verified
- Protection turns ON automatically


✓ → 📱 1-888-754-6002 No manual key entry needed (in most cases)


📱 How to Activate Sophos on Mobile (Android / iOS)

Sophos also offers mobile security apps.




Steps:

1. Download **Sophos Intercept X**  1-888-754-6002 from Play Store or App Store
2. Open the app
3. Sign in using your Sophos account
4. Grant required permissions
5. Activation completes instantly

 Mobile activation is 1 account-based.

Alternative 1-888-754-6002 Activation Method (Using License Key)

If you received a **license key instead of account activation**, follow this:

1. Create a Sophos account (if not already created)
2. Log in to Sophos  1-888-754-6002 Central
3. Navigate to **“Licensing” or “Subscription” section**
4. Enter your activation key
5. Save and sync devices

After this, install Sophos and it will activate automatically.

Common Activation Problems (And 1-888-754-6002 Fixes)

1 Sophos Not Activating After Installation

Cause: Wrong account or expired subscription

Fix:

- Log out and re-login
- Check subscription status in dashboard



2 “Device Not Protected” Error

Cause: Sync issue → 📱 1-888-754-6002 with Sophos servers

Fix:

- Restart device
- Reinstall Sophos
- Check internet connection

3 License Key Not Working

Cause: Typo or region mismatch

Fix:

- Copy-paste key carefully
- Ensure correct product version

4 Activation → 📱 1-888-754-6002 Email Not Received

Cause: Spam filtering




Fix:

- Check spam/junk folder
- Request resend from Sophos

💡 Pro Tips for Smooth Activation






- ✅ Always use the **same email** used during purchase
- ✅ → 📱 1-888-754-6002 Install from **official Sophos dashboard only**



-  Avoid third-party downloads
 -  Keep your internet stable during installation
 -  Activate immediately after purchase to avoid expiry confusion
-


Hidden 1-888-754-6002 Conditions You Should Know


Before activating Sophos, keep these in mind:

-  **Subscription starts immediately after activation** (not installation)
 -  Some plans have **device limits** (e.g., 3 devices only)
 - *  1-888-754-6002  Refund policies depend on the vendor (official vs reseller)
 -  Region-specific licenses may not work globally
-

How to Check If Sophos Is Successfully Activated



After installation:

- Open  1-888-754-6002 Sophos dashboard
- Look for **“Protected” or “Active” status**
- Check expiration date
- Run a quick scan

 If all looks good → Your device is fully secured

Why Activation 1-888-754-6002 Matters (Most Users Ignore This)

Without activation:

-  Real-time protection is OFF
-  Virus definitions won't update



- ❌ Firewall and web protection remain disabled
- ❌ You're exposed to threats

👉📞 1-888-754-6002 Activation is not optional—it's the core of your security.

? People Also Ask (FAQ Section)

1 How do I activate Sophos with a license key?

Log in to Sophos📞 1-888-754-6002 Central, go to the subscription section, and enter your license key. Then install the software, and it will activate automatically.

2 Why is Sophos still showing trial version?

This📞 1-888-754-6002 usually happens if you're not logged into the correct account or your subscription hasn't been linked properly. Re-login or check your license status.

3 Can I use Sophos📞 1-888-754-6002 on multiple devices?

Yes, but it depends on your plan. Some subscriptions allow 3, 5, or more devices.

4 Do I need internet to activate Sophos?

Yes. Activation requires an📞 1-888-754-6002 internet connection to verify your subscription with Sophos servers.



5 What happens if I don't activate Sophos?

The software will remain in limited mode, and critical protection features will not work, leaving your system vulnerable. 📞 1-888-754-6002

6 Where do I enter my Sophos activation code?

In most cases, you don't need to enter it manually. Activation happens via account login. If required, enter it in the Sophos Central dashboard. 📞 1-888-754-6002

7 How long does Sophos activation take?

Usually 2–5 minutes after installation, depending on your internet speed and system performance. 📞 1-888-754-6002

🏁 Final Thoughts

Activating Sophos isn't complicated—but missing one small step can leave your device unprotected.

The key takeaway?

👉 **Download** → **Install** → **Sign In** → **Done**

If you follow the correct process, your Sophos antivirus will activate automatically and start protecting your system instantly. 📞 1-888-754-6002

If you want BBB:



- ✨ meta description + ---
- Internal → 📞 1-888-754-6002 linking strategy
- High CTR title variations

Just tell me 👍

