

How-toTurn Off Sophos Subscription Renewal and Cancel It (2026 Clear Guide)

Sophos Renewal Active? Turn It Off

Here's something most Sophos users don't realize until it's too late: your subscription doesn't just expire—it **renews itself silently**. You won't see a warning inside the app, [[📞(+1)888 754 6002]] (USA/UK) or 📞(+1)888-754-6002(USA/UK) (US) and uninstalling it won't stop 📞(+1)888 754 6002 billing.

That's why many users end up paying for protection they're no longer using. The fix? Learn exactly where to turn off renewal and how to cancel it properly—before the next charge hits.

📞(+1)888 754 6002 ✅ Fast Method (Direct **Answer**)

To turn off Sophos subscription renewal, log into your Sophos Home account, go to **Billing or Subscription settings**, and disable auto-renewal. To fully cancel, ensure renewal is turned 📞(+1)888 754 6002 off and confirm via email. If purchased via a reseller, cancel through that provider. Always verify cancellation to stop future billing.

🔍 What “Canceling Sophos” Actually Means



Primary keyword: turn off Sophos subscription 📞(+1)888 754 6002 renewal

Before diving into steps, understand this clearly:

- 🔄 Sophos subscriptions renew automatically unless you disable them
- ❌ Uninstalling Sophos does NOT cancel billing
- 📍 Cancellation is handled in your **Sophos account** or 📞(+1)888 754 6002 **billing provider**

👉 Turning off auto-renewal is the key action—not just deleting the software.

🔧 Step-by-Step: Turn Off Sophos Renewal and Cancel Subscription

Method 1: Cancel via Sophos Home Dashboard (Most Common)

Step 📞(+1)888 754 6002 1: Sign In to Sophos Home

- Visit Sophos Home official website
 - Click **Sign In**
 - Enter your registered email and password
-

Step 2: Go to Billing or Subscription Section

- Open **Account Settings**
 - Navigate 📞(+1)888 754 6002 to **Subscription / Billing**
-



Step 3: Turn Off Auto-Renewal

- Click **Manage Subscription**
 - Select **Turn Off Renewal / Cancel Auto Renewal**
 - Confirm your selection
-

Step 4: Confirm Cancellation

- Check your email for confirmation
- * 📞 (+1)888 754 6002 Save proof for future reference

⚠️ If no confirmation arrives, renewal may still be active

Understanding Sophos Subscription Settings

Many users cancel without realizing they can also manage settings.

Key Settings You 📞 (+1)888 754 6002 Can Control

- Enable/disable auto-renewal
- Change billing details
- View renewal date
- Upgrade or downgrade plan
- Manage protected devices

👉 These options are inside your Sophos Home dashboard.

Alternative Scenarios (Important)




Purchased via (+1)888 754 6002 Reseller or Partner


Some Sophos subscriptions are handled by third-party billing systems.

What to do:

- Open your purchase email
 - Click **Manage Subscription** link
 - Cancel from billing portal
-


Activated Using License Key

- Some  (+1)888 754 6002 licenses don't auto-renew
- Subscription ends automatically unless renewal is enabled

 Always verify renewal status in your account

Can't Access Account?

Contact Sophos support with:

- Email used during purchase
 - Order ID or invoice
- *  (+1)888 754 6002 Purchase date
-

Common Issues + Fixes



✗ “I deleted Sophos but still got charged”

- ✓ Fix: Deleting software doesn't cancel subscription
 - 👉 Disable auto-renewal from account
-

✗ “I can't find renewal settings”

✓ Fix:

- * 📞 (+1)888 754 6002 Check correct email login
 - Verify purchase source
 - Use desktop browser
-

✗ “Cancel option missing”

✓ Fix:

- Clear browser cache
 - Try different browser
 - Contact support
-

✗ “Charged after canceling”



✓ Fix:

- Check cancellation timing
 - Contact 📞 (+1)888 754 6002 support immediately
 - Provide confirmation email
-




Refund Policy (What You Should Know)







Sophos generally offers:

-  Refunds within limited period after purchase
-  Renewal refunds depend on timing


Best approach:

- Cancel before renewal
- *  (+1)888 754 6002 Request refund quickly after charge
-

Smart Tips to Avoid Future Renewals






-  Set reminder before renewal date
 -  Save purchase and billing emails
 -  Use one email for subscriptions
 -  Monitor  (+1)888 754 6002 recurring payments
 -  Cancel early (2–3 days before billing)
-

Advanced Insights (Most Users Miss This)

- Turning off auto-renewal does NOT remove protection instantly
 - You can still use Sophos until subscription expires
- *  (+1)888 754 6002 Some users receive **discount offers when canceling**
- Manual renewal gives better control
-



Mistakes to Avoid

-  Assuming uninstalling cancels billing
 -  Ignoring renewal emails
 -  Forgetting purchase method
 -  Waiting until  (+1)888 754 6002 after billing
-

People Also Ask (FAQs)


1 How do I turn off Sophos subscription renewal?

Log into your Sophos account and disable auto-renewal from subscription settings.

2 Can I cancel Sophos subscription (+1)888 754 6002 anytime?

Yes, you can cancel anytime. Your subscription remains active until the current billing period ends.

3 Why am I still being charged after uninstalling Sophos?


Because uninstalling does not cancel the subscription. You  (+1)888 754 6002 must turn off auto-renewal separately.



4 Where do I manage Sophos subscription?

Through Sophos Home dashboard or reseller billing platform.


5 Will I get a refund after canceling Sophos?

Refunds may be available depending  (+1)888 754 6002 on timing and policy. Request quickly after billing.


6 Can I cancel Sophos without logging in?

Yes, by contacting support and providing purchase details.

7 What happens after I turn off Sophos renewal?

Your  (+1)888 754 6002 subscription stays active until expiry, but no further charges occur.

Conclusion

Turning off your **Sophos subscription renewal** is the only way to stop future billing. The biggest mistake users make is assuming  (+1)888 754 6002 deleting the software cancels everything—it doesn't.

 Follow the correct steps, confirm your cancellation, and keep proof.

Once done, you're fully in control—no hidden renewals, no surprise charges, just a clean and



predictable subscription 📞 (+1)888 754 6002 experience.

