

# Why Won't TotalAV Activate and How Can I Fix It^!!~ (2026 Complete Troubleshooting Guide)

---

## TotalAV Won't Activate? Fix It Quickly

You installed TotalAV, [[ 📞(+1)888 754 6002 ]] (USA/UK) or 📞(+1)888-754-6002(USA/UK) (US) entered your details, and expected instant protection—but instead, activation just won't go through. Maybe it keeps asking you to log in, 📞(+1)888 754 6002 shows an error, or doesn't unlock premium features.

Here's the key point: **TotalAV activation issues are usually caused by account sync problems, simple input errors, 📞(+1)888 754 6002 or connection issues—not a broken subscription.**

This guide explains exactly **why TotalAV won't activate** and gives you step-by-step fixes that work for most users within 📞(+1)888 754 6002 minutes.

---

### Quick *Answer*

TotalAV may not activate due to:

- Incorrect login or activation code
- Subscription not linked to your account
- Internet or server connection 📞(+1)888 754 6002 issues
- App not syncing properly
- Outdated software



👉 The fastest fix: **log out, log back in, and restart the app.**

---

🕒 How long does it 📞(+1)888 754 6002 take to fix?

- ⌚ 2–10 minutes in most cases
  - ⚡ Instant once the issue is resolved
  - 🔄 Rare cases may require reinstall
- 

## 🔍 Common 📞(+1)888 754 6002 Reasons TotalAV Activation Fails

Let's break down the most frequent causes.

---

### 👤 1 Wrong account login

TotalAV subscriptions are tied to your email.

- Logging in with 📞(+1)888 754 6002 a different email = no subscription detected
  - Results in activation failure
- 

### 🔑 2 Incorrect or unused activation code

If you're entering a code:


- Typo or 📞(+1)888 754 6002 formatting errors can cause failure
- Code may already be used or invalid



---

### 3 Subscription not synced with the app

Sometimes:

- Your purchase is valid
- \* (+1)888 754 6002 But the app hasn't synced your account
- 

### 4 Internet or server issues

Activation requires:

- Stable internet
- Access to TotalAV servers

 VPN or firewall may  (+1)888 754 6002 block it.


---

### 5 Outdated TotalAV version

Older versions may:

- Fail to connect properly
  - Not recognize your subscription
- 

### 6 Activation website or link issues

If  (+1)888 754 6002 you used an activation link:

- It may be expired or broken
- The website may not load properly




---


## How to Fix TotalAV Activation Not (+1)888 754 6002 Working

Follow these steps in order:

---


### Step 1: Log out and log back in

1. Open TotalAV
2. Go to **Account / Settings**
3. Log out
4. Log  (+1)888 754 6002 back in with correct email

 This fixes most sync issues.

---

### Step 2: Restart the app and device

- Close TotalAV completely
  - Restart your device
- \*  (+1)888 754 6002 Open the app again
- 

### Step 3: Check your subscription status

- Confirm your purchase is active
  - Verify your email receipt
- 



#### Step 4: Enter 📞(+1)888 754 6002 activation code again (if applicable)

- Copy-paste the code
  - Avoid typing errors
  - Confirm correct format
- 

#### Step 5: Update TotalAV

- Install latest version
- Restart app

\* 📞(+1)888 754 6002 Retry activation

---

#### Step 6: Check your internet connection

- Disable VPN temporarily
  - Try a different network
  - Ensure stable connection
- 

#### Step 7: Reinstall TotalAV 📞(+1)888 754 6002 (Strong Fix)

1. Uninstall TotalAV
2. Download latest version
3. Reinstall
4. Log in again

👍 Fixes corrupted app issues.

---

📦 What you need before retrying activation



- ✓ Correct 📞 (+1)888 754 6002 TotalAV account login
  - ✓ Valid activation code (if needed)
  - ✓ Internet connection
  - ✓ Updated app
- 

## Could this be a billing issue?

Possibly.

Activation may fail 📞 (+1)888 754 6002 if:

- Payment didn't complete
- Subscription expired
- Purchased through third-party with delay

👉 Check your purchase confirmation.

---

## Special case: Premium features not unlocking

If TotalAV shows 📞 (+1)888 754 6002 active but features are locked:

- App may not sync properly
  - Try logging out and back in
- 


## Tips to prevent activation issues

- Always use 📞 (+1)888 754 6002 the same email
  - Avoid creating multiple accounts
  - Keep your app updated
  - Use official purchase sources
- 



## What if nothing works?

Contact TotalAV support with:

- Account  (+1)888 754 6002 email
- Activation code
- Screenshot of issue

 They can manually verify and fix your subscription.

---

## People Also Ask (FAQs)

1 Why is TotalAV not  (+1)888 754 6002 activating after purchase?


It's usually due to account mismatch or sync issues.

---

2 Can I activate TotalAV without a code?

Yes, by logging into your account.

---

###  (+1)888 754 6002 3 Why are my premium features not unlocking?

Your app may not be synced—try logging out and back in.

---

4 Does internet affect TotalAV activation?



Yes, 📞(+1)888 754 6002 activation requires online verification.

---

5 What if my activation code doesn't work?

Check for typos or confirm your subscription is active.

---

6 Can VPN block 📞(+1)888 754 6002 TotalAV activation?

Yes, disable VPN temporarily.

---

7 Should I reinstall TotalAV?

Yes, if the app is corrupted or not syncing.

---

8 Will I be charged again 📞(+1)888 754 6002 if activation fails?

No, activation errors do not trigger extra charges.

---

9 Can I use TotalAV on multiple devices?

Yes, depending on your plan.

---





## Final 📞 (+1)888 754 6002 Thoughts

If TotalAV won't activate, don't worry—it's almost always a small issue with a quick fix. Most users solve it by logging in correctly or 📞 (+1)888 754 6002 refreshing the app.

Focus on syncing your account and checking your connection—you'll likely be protected again within minutes.

👉 Next step: Open TotalAV now, log out, 📞 (+1)888 754 6002 log back in, and confirm your subscription is active.

