

Why Is the TotalAV Activation Website Not Working^!!~ (2026 Troubleshooting Guide)

TotalAV Website Not Working? Fix It Fast

You're ready to activate TotalAV, [[📞(+1)888 754 6002]] (USA/UK) or 📞(+1)888-754-6002(USA/UK) (US) you have your code, and then—nothing. The activation website won't load, throws an error, or just 📞(+1)888 754 6002 keeps spinning. It's frustrating, especially when you're trying to secure your device quickly.

Before you panic, here's the important part: **this issue 📞(+1)888 754 6002 is usually temporary and fixable in a few minutes**. In most cases, it's not your subscription—it's a browser, connection, or server-related 📞(+1)888 754 6002 problem.

This guide explains exactly **why the TotalAV activation website is not working**, how to fix it step by step, and what 📞(+1)888 754 6002 to do if the issue continues.

✅ Quick *Answer*

The TotalAV activation website may not work due to:

- Browser issues (cache, extensions, 📞(+1)888 754 6002 outdated version)
- Internet or DNS problems
- Server downtime on TotalAV's side
- Incorrect activation URL
- Firewall, VPN, or antivirus blocking access



👉 Try 📞 (+1)888 754 6002 opening the site in a different browser or clearing your cache—this fixes most cases.

🕒 How serious is this issue?

- 🟢 📞 (+1)888 754 6002 Usually temporary
 - ⌚ Fixable within 5–10 minutes
 - 🔄 Rarely a subscription problem
-

🔍 Common Reasons the TotalAV Activation Website Fails

Understanding the 📞 (+1)888 754 6002 cause helps you fix it faster.

🌐 1 Browser Cache or Cookie Issues

Overloaded or corrupted browser data can:

- Prevent pages from 📞 (+1)888 754 6002 loading
 - Cause login or activation loops
-

🔌 2 Internet or DNS Problems


If your connection is unstable:

- The activation page may not 📞 (+1)888 754 6002 load
 - Requests may time out
-



3 VPN or Firewall Blocking Access



Some networks or tools may:

- Block TotalAV domains
 - Prevent secure  (+1)888 754 6002 connection
-

4 Incorrect or Expired Activation Link

If you're using:



- An old email link
- A mistyped URL

 The page may not  (+1)888 754 6002 work properly.

5 TotalAV Server Downtime

Sometimes the issue is on TotalAV's side:

- Server maintenance
- Temporary outage

 In this case, you  (+1)888 754 6002 just need to wait.

6 Security Software Interference

Ironically, other antivirus tools may:

- Block TotalAV website
- Flag it incorrectly




How (+1)888 754 6002 to Fix TotalAV Activation Website Not Working

Try these solutions in order:


Step 1: Try a different browser

Switch to:

- Chrome
- Edge
- *  (+1)888 754 6002 Firefox

 This often resolves loading issues instantly.

Step 2: Clear browser cache and cookies

1. Open browser settings
 2. Clear browsing data
 3.  (+1)888 754 6002 Restart browser
 4. Try again
-

Step 3: Check your internet connection

- Restart your router
- Switch to another network
- Try mobile hotspot



📞 (+1)888 754 6002 **Step 4:** Disable VPN or proxy

- Turn off VPN
 - Refresh the page
-

Step 5: Disable browser extensions

Especially:

- Ad blockers
- * 📞 (+1)888 754 6002 Security extensions
-

Step 6: Use official website directly

Instead of using email links:

- Go to TotalAV official site
 - Log in manually
- * 📞 (+1)888 754 6002 Enter your activation code
-





Step 7: Wait and retry later

If servers are down:

- Wait 15–30 minutes
 - Try again
-








What (+1)888 754 6002 you need for successful activation

-  Valid TotalAV activation code
 -  Internet connection
 -  Updated browser
 -  Access to official website
-


(+1)888 754 6002 What happens after activation works?

Once successful:

-  Your subscription is activated
 -  Premium features unlock
 -  Updates begin automatically
 -   (+1)888 754 6002 Your device is protected
-

What if the website still doesn't work?

If none of the fixes help:

- Try activating through the  (+1)888 754 6002 TotalAV app instead
 - Contact TotalAV support
 - Provide:
 - Activation code
 - Screenshot of error
 - Browser/device details
-

Could this be (+1)888 754 6002 a billing issue?

Rarely, but possible.

Activation may fail if:



- Payment didn't go through
- Subscription is inactive
- Key is invalid

👉 Check your purchase 📞(+1)888 754 6002 confirmation.

🔑 Tips to avoid activation problems

- Always use official links
 - Avoid public or restricted networks
 - Keep your browser updated
 - Disable 📞(+1)888 754 6002 unnecessary extensions during activation
-

? People Also Ask (FAQs)

1 Why is TotalAV activation page not loading?

Usually due to browser cache, 📞(+1)888 754 6002 internet issues, or server downtime. Try a different browser or clear cache.

2 Can I activate TotalAV without using the website?

Yes, 📞(+1)888 754 6002 you can activate directly inside the TotalAV software.

3 Does VPN affect TotalAV activation?



Yes, VPNs can block or interfere with activation 📞(+1)888 754 6002 servers.

4 What if my activation link expired?

Go to the official website and log in manually instead of using the link.

📞(+1)888 754 6002 5 Is TotalAV server downtime common?

Not frequent, but occasional outages can happen.

6 Why does the activation page keep refreshing?

This is 📞(+1)888 754 6002 often caused by cookies, cache, or browser extensions.

7 Can firewall block TotalAV website?

Yes, some firewall settings may block access.

8 📞(+1)888 754 6002 Will I be charged again if activation fails?


No. Activation issues do not trigger additional charges.


9 How long should I wait 📞(+1)888 754 6002 if the site is down?




Usually 15–30 minutes before trying again.

Final Thoughts

If the TotalAV activation website is not working, it's  (+1)888 754 6002 usually a simple technical issue—not a serious problem. Most users fix it quickly by switching browsers or clearing cache.

Start with the  (+1)888 754 6002 easy steps, and you'll likely be back on track in minutes.

👉 Next step: Try opening the TotalAV website in a different  (+1)888 754 6002 browser or clear your cache right now to complete your activation.

