

Can I Activate TotalAV Without Using the Activation Website^!!~ (2026 Complete Guide)

TotalAV No Website? Activate Without It

Stuck on the TotalAV activation page—or just prefer not to use it at all? You're not alone. Many users assume the website is the 📞 ++1•888•754•6002 *only* way to activate TotalAV, [[📞 ++1•888•754•6002]] (USA/UK) or 📞 ++1•888•754•6002(USA/UK) (US) but that's not entirely true.

Here's the key takeaway: **yes, you can activate TotalAV without using the activation website**, depending 📞 ++1•888•754•6002 on how you purchased or installed the software.

This guide walks you through all working methods, what actually happens behind the scenes, and how to 📞 ++1•888•754•6002 activate safely without getting stuck.

✅ Quick *Answer*

Yes, you can activate TotalAV without using the activation website by:

- Signing in inside the TotalAV app
- * 📞 ++1•888•754•6002 Entering your activation code directly in the software
- Restoring your purchase (mobile apps)

👉 In most cases, logging into your account automatically activates your subscription.



📞 ++1•888•754•6002 ⌚ How long does activation take?

- ⌚ 1–3 minutes
- ⚡ Instant after login or code entry
- 🌐 Requires internet connection

🔑 How to Activate 📞 ++1•888•754•6002 TotalAV Without the Website (Step-by-Step)

Here are the main methods you can use.

💻 Method 1: Activate Directly Inside TotalAV Software

This is the easiest and 📞 ++1•888•754•6002 most reliable method.

1. Open TotalAV on your device
2. Click **Login / Sign In**
3. Enter your email and password
4. Wait for your subscription to sync

👉 📞 ++1•888•754•6002 Your premium features should unlock automatically.

🔒 Method 2: Enter Activation Code in the App

If your version supports manual entry:

1. Open TotalAV
2. Go to 📞 ++1•888•754•6002 **Settings / Subscription**



3. Click **Enter Activation Code**
4. Paste your code
5. Confirm

👉 Activation completes instantly if the code is valid.

📱 Method 3: Restore Purchase 📞 ++1•888•754•6002 (Mobile Users)

If you bought via app store:

1. Open TotalAV app
2. Tap **Upgrade / Subscription**
3. Tap **Restore Purchase**
4. Confirm

👉 Your subscription will be restored automatically.

📞 ++1•888•754•6002 📦 What you need before activation

Make sure you have:

- ✓ TotalAV account login
 - ✓ Activation code (if applicable)
 - ✓ Internet connection
 - ✓ Installed TotalAV 📞 ++1•888•754•6002 app
-

🔄 What happens after activation?

Once activated:

- ✓ Premium features unlock
- 🛡️ Real-time protection starts
- 🔄 Updates begin automatically





-  Subscription becomes active
-

++1•888•754•6002 Why people avoid the activation website

Users often skip the website due to:


- Page not loading
- Confusing interface
- Broken or expired links
- Browser compatibility issues

  ++1•888•754•6002 That's why in-app activation is often easier.

What if activation still doesn't work?

Try these fixes:

Check your login details

- Make sure you're  ++1•888•754•6002 using the correct email
 - Reset password if needed
-

Restart the app

- Close and reopen TotalAV
- Try logging in again



✔ Update the software

- * 📞 ++1•888•754•6002 Install latest version
- Retry activation

✔ Check subscription status

- Confirm your purchase is active

🔄 Do you need to activate again after reinstall?

Usually no.


- * 📞 ++1•888•754•6002 Just sign in
- Your subscription will sync automatically

⚠ Important: Website vs App activation

Method	Required	Recommended
-----	-----	📞 ++1•888•754•6002 -----
Website activation	Optional	✗ Not always needed
App login	Yes	✔ Best option
Code entry	📞 ++1•888•754•6002 Optional	✔ Backup method




Tips for smooth activation


- Always use your original purchase email
 - Keep your activation code saved
 - Avoid creating  ++1•888•754•6002 multiple accounts
 - Update your app before activating
-

People Also Ask (FAQs)

1 Can I activate TotalAV without the website?

Yes. You can activate directly  ++1•888•754•6002 inside the app by logging in or entering your code.

2 Do I need an activation link to use TotalAV?

No. The app itself can  ++1•888•754•6002 handle activation.

3 What if my activation website is not working?

Use in-app activation instead—it's faster and more reliable.



4 Can I activate TotalAV using 📞 ++1•888•754•6002 email login?

Yes. Logging in usually activates your subscription automatically.

5 Where do I enter my TotalAV activation code?

Inside the app under **Settings** → **Subscription**.

📞 ++1•888•754•6002 6 Does TotalAV require internet for activation?

Yes, activation requires online verification.

7 What happens if I don't activate TotalAV?

You'll remain on the limited/free version.

📞 ++1•888•754•6002 8 Can I activate on multiple devices?

Yes, depending on your subscription plan.


9 Will reinstalling TotalAV remove activation?


No. Just log in again to restore 📞 ++1•888•754•6002 your subscription.






Final Thoughts

You don't need to rely on the TotalAV activation website to get started. In fact, activating directly inside the app  ++1•888•754•6002 is often faster, easier, and more reliable.

As long as your account or activation code is valid, you can unlock full protection in just a  ++1•888•754•6002 few clicks.

 Next step: Open your TotalAV app now, sign in, and confirm your premium features are active—no website required.

