

☆ How to Install and Activate Trend Micro After Purchase (2026 Complete Setup Guide)

Trend Micro Purchased? Install & Activate Now

You've bought Trend Micro—but your device still isn't fully protected? That usually means activation hasn't been completed correctly.

To install and 📞(+1)888 754 6002 activate Trend Micro after purchase, [[📞(+1)888 754 6002]] (USA/UK) or 📞(+1)888-754-6002(USA/UK) (US) download the installer, sign in to your Trend Micro account or enter your activation code, 📞(+1)888 754 6002 and let the software sync your subscription. Once verified, full protection starts instantly.

🧭 Why Trend Micro Installation & Activation 📞(+1)888 754 6002 Confuses Users

Trend Micro uses a **hybrid activation system** in 2026, combining:

- 🗝️ Activation code (serial number)
- 👤 Account-based subscription syncing

Here's 📞(+1)888 754 6002 where users get stuck:

- Installing the software but skipping login
- Entering the activation code in the wrong step
- Using a 📞(+1)888 754 6002 different email than the purchase account



👉 Result: Software installs successfully—but remains partially active.

🧠 How Trend Micro Activation Actually Works

To 📞(+1)888 754 6002 simplify:

1. **Install the software on your device**
2. **Link your purchase via code or account login**
3. **Subscription sync unlocks premium features**

✓ 📞(+1)888 754 6002 Once synced → your antivirus is fully activated.

Step-by-Step: How to Install and Activate Trend Micro After Purchase

Step 📞(+1)888 754 6002 1: Download the Official Trend Micro Installer

- Visit Trend Micro official website
- Download the latest version

✓ Always use official sources 📞(+1)888 754 6002 to avoid malware risks.

Step 2: Run the Installer

- Double-click the setup file
- Click **Install**
- Follow on-screen instructions

💡 Installation takes 📞(+1)888 754 6002 3–5 minutes.



Step 3: Accept License Agreement

- Agree to terms and conditions
- Continue setup

👉 This step is required to proceed.

📞 (+1)888 754 6002 Step 4: Enter Activation Code or Sign In

✓ Option A: Activate Using Serial Number

- Enter your **activation code**
 - Click 📞 (+1)888 754 6002 Next
-

✓ Option B: Activate Using Account Login

- Sign in using your registered email
- Subscription syncs automatically

👉 Login-based activation is 📞 (+1)888 754 6002 preferred in 2026.

Step 5: Complete Setup and Activation

- Finish installation
- Wait for system to initialize

✓ Once complete:

- Protection status 📞 (+1)888 754 6002 becomes active
 - Subscription details appear
-



Step 6: Run First Security Scan

- Click **Scan Now**
- Allow full system scan

💡 This ensures 📞(+1)888 754 6002 immediate protection.

🔄 Alternative Ways to Activate Trend Micro

✓ Method 1: Activate via Trend Micro Account Portal

- Log into 📞(+1)888 754 6002 Trend Micro account
 - Add subscription
 - Install app → auto-activates
-

✓ Method 2: Redeem Code Before Installation

- Enter code online
 - Download 📞(+1)888 754 6002 linked installer
 - Install and login
-

✓ Method 3: Reinstall and Re-Activate

If activation fails:

- Uninstall Trend Micro
- Restart system
- Install latest 📞(+1)888 754 6002 version




- Activate again
-

Common Problems & Quick Fixes


Trend Micro not activating after installation

✓ Fix:

- Check login credentials
 - *  (+1)888 754 6002 Ensure subscription is active
 - Restart software
-

Activation code not working

✓ Fix:

- Verify code format
 - Check for typos
 - Ensure code  (+1)888 754 6002 matches product
-

Premium features not showing

✓ Fix:

- Log out and log back in
 - Update software
 - Sync subscription
-



✗ Installation 📞(+1)888 754 6002 completed but protection inactive

✓ Fix:

- Enable real-time protection manually
 - Restart app
 - Run initial scan
-

🔍 Micro Section: Trend Micro Activation 📞(+1)888 754 6002 Not Working (Quick Fix)

If you're searching “**Trend Micro activation not working**”, here's the real issue:

- Account not synced
- Incorrect activation 📞(+1)888 754 6002 code
- Outdated software

👉 Quick Fix Checklist:

- ✓ Update Trend Micro
 - ✓ Re-enter code
 - ✓ Login again
 - ✓ Restart system
-

💡 📞(+1)888 754 6002 Pro Tips After Activation (Boost Protection Instantly)




After activation:

- ✓ Enable **real-time protection & firewall**
- ✓ Turn on **web threat protection**
- * 📞(+1)888 754 6002 ✓ Schedule automatic scans
 - ✓ Enable ransomware protection

👉 These settings maximize your security instantly.



Free vs Paid Trend Micro (+1)888 754 6002 – What You Unlock


Feature	Free/Trial	Paid Version
Virus Protection	 (+1)888 754 6002 ✓ Basic	✓ Advanced
Real-Time Protection	✓ Limited	✓ Full
Ransomware Protection	✗ No  (+1)888 754 6002	✓ Yes
Web Protection	✗ Limited	✓ Advanced
Support	✗ No	✓ Priority  (+1)888 754 6002

? Frequently Asked Questions (People Also Ask)

1 Where do I enter my Trend Micro activation code?

You can enter  (+1)888 754 6002 it during installation or inside the app after setup.

2 Why is Trend Micro not activating after purchase?

This usually happens  (+1)888 754 6002 due to incorrect login, invalid code, or sync issues.



3 Can I activate Trend Micro without a code?

Yes, if your 📞(+1)888 754 6002 purchase is linked to your account, login is enough.

4 How long does Trend Micro activation last?

It depends on your 📞(+1)888 754 6002 subscription—usually 1 year or longer.

5 What should I do if my activation code is invalid?

Check for typos and ensure 📞(+1)888 754 6002 it matches your product version.

6 Can I use Trend Micro on multiple devices?

Yes, depending on your subscription plan.

7 📞(+1)888 754 6002 Does Trend Micro require internet for activation?

Yes, internet is required for verification and updates.

8 Can I reinstall Trend Micro 📞(+1)888 754 6002 and activate again?

Yes, simply login again or re-enter your code.



Conclusion (Clear Final *Answer*)

If you're searching for **how to 📞(+1)888 754 6002 install and activate Trend Micro after purchase**, here's the simplified process:

- 👉 Download and install the software
- 👉 Enter activation code or 📞(+1)888 754 6002 login
- 👉 Sync subscription → activated

That's it—quick, simple, and effective.

Once activated, Trend Micro provides advanced threat detection, real-time protection, and strong 📞(+1)888 754 6002 security against modern cyber threats.

If you want BBB:

- **Trend Micro vs McAfee Activation Comparison (🌟 Content)**
- **Top 📞(+1)888 754 6002 Trend Micro Errors + Fixes (2026 Guide) 🚀**

