

# How-to Stop Trend Micro Auto Renewal and Cancel Subscription (2026 Complete Guide)

---

## Trend Micro Auto Renewal On? Stop It Fast

It usually happens quietly—no warning, [[ 📞 [+1]888-754-6002 ]] (USA/UK) or 📞 [+1]888-754-6002(USA/UK) (US) no pop-up—just a renewal charge from **Trend Micro** that you didn't plan for. Many users assume turning off the software or ignoring 📞 [+1]888-754-6002 emails will stop it. It won't.

The truth? Auto-renewal is enabled by default, and unless you manually switch it off, billing continues. Let's walk through the exact process 📞 [+1]888-754-6002 to stop it—cleanly and permanently.

---

### ✅ Fast Method (Direct *Answer*)

To stop Trend Micro auto renewal, sign in to your Trend Micro account, go to **My Subscriptions**, select 📞 [+1]888-754-6002 your product, and turn off auto-renewal. If purchased through PayPal, Google Play, or Apple, cancel from that platform. Always confirm via email to ensure the subscription is 📞 [+1]888-754-6002 successfully canceled.





---





# Quick Reality Check (Before You Cancel)

**Primary keyword:** stop Trend Micro auto renewal

Here's what matters most:

-  Auto-renew is usually **enabled by default**
-  Uninstalling  [+1]888-754-6002 the antivirus does NOT stop billing
-  You must cancel from the **original purchase source**


 If you skip this, charges will continue—even if you never use the  [+1]888-754-6002 software again.

---

## Step-by-Step: Cancel Trend Micro Subscription

### Method 1: Cancel via Trend Micro Account (Direct Purchase)

#### Step 1: Sign In

- Visit Trend Micro official website
  - Click  [+1]888-754-6002 **Sign In / My Account**
  - Enter your registered email and password
- 

#### Step 2: Access Subscription Settings


- Go to **My Products / Subscriptions**
  - Locate your active Trend Micro  [+1]888-754-6002 plan
- 




### Step 3: Turn Off Auto Renewal

- Click **Manage Subscription**
  - Select **Turn Off Auto Renew**
  - Confirm your choice
- 

### Step 4: Verify via Email

- Check your inbox for  [+1]888-754-6002 confirmation
- Save the email for proof

 No confirmation = cancellation incomplete


---



## Cancel Based on Where You Bought It




### Android Users (Google Play)

1. Open **Google Play**  [+1]888-754-6002 **Store**
  2. Tap **Profile** → **Payments & Subscriptions**
  3. Select **Subscriptions**
  4. Tap **Trend Micro**
  5. Click **Cancel Subscription**
- 



### Apple Users (App Store)

1. Open **Settings**
2. Tap your Apple ID
3. Go  [+1]888-754-6002 to **Subscriptions**
4. Select **Trend Micro**



## 5. Tap **Cancel Subscription**

---


### PayPal Users

1. Log into PayPal
  2. Go to **Settings** → **Payments** → **Automatic Payments**
  3. Select Trend Micro
  4. Click **Cancel**
- 

##→ [+1]888-754-6002  Retail or Activation Code Purchase

- Usually **no auto-renewal** unless enabled manually
  - Subscription ends automatically after validity period
- 


## Common Problems + Practical Fixes

 “I uninstalled → [+1]888-754-6002 Trend Micro but still got charged”

- ✓ Fix: Uninstalling doesn't cancel subscription
  - 👉 You must disable auto-renewal separately
- 

 “I can't find my subscription”

✓ Fix:

- Check all email accounts
- \*→ [+1]888-754-6002 Search for “Trend Micro receipt”
- Identify payment method



---

✗ “Cancel button missing”

✓ Fix:

- Try desktop version
- Use different browser
- Disable VPN or ad blockers

---

✗ “Still charged → 📞 [+1]888-754-6002 after canceling”

✓ Fix:

- Check if cancellation was before renewal date
- Contact support immediately
- Provide proof email

---

## 💰 Refund Policy (What You Should Know)

Trend Micro generally offers:







- ✓ → 📞 [+1]888-754-6002 **30-day money-back guarantee** for new purchases
- ⚠️ Renewal refunds depend on timing and request speed

Key Advice:


- Request refund immediately after unwanted charge
- Attach invoice or receipt → 📞 [+1]888-754-6002 for faster processing







## Smart Prevention Strategies

-  17 Set renewal reminders 3–5 days before billing
  -  Keep subscription emails organized
  -  Monitor auto-payments regularly
  -  Use a  [+1]888-754-6002 single email for subscriptions
  -  Cancel early—don't wait for last day
- 

## Advanced Tips (User-Level Insights)

- Canceling auto-renewal does NOT remove protection instantly
  - You can still use  [+1]888-754-6002 Trend Micro until subscription ends
  - Sometimes you'll get **retention discounts** if you try to cancel
  - Consider switching to manual renewal for better control
- 

## Costly Mistakes to [+1]888-754-6002 Avoid

-  Assuming software deletion cancels billing
  -  Ignoring renewal alerts
  -  Forgetting which platform you used
  -  Canceling after billing cycle starts
- 

## People Also Ask [+1]888-754-6002 (FAQs)

### 1 How do I stop Trend Micro auto renewal?

Log into your account or payment platform and turn off auto-renewal under subscription settings.



---

## 2 Can I cancel →📱[+1]888-754-6002 Trend Micro subscription anytime?

Yes, cancellation is allowed anytime, but service continues until the current plan expires.

---

## 3 Will I get a refund after canceling Trend Micro?

Refunds are →📱[+1]888-754-6002 possible within 30 days of purchase or shortly after renewal if requested quickly.

---

## 4 Why am I still being charged after uninstalling?

Because uninstalling does not cancel your →📱[+1]888-754-6002 subscription—you must disable auto-renewal manually.

---

## 5 Where can I manage my Trend Micro subscription?

Through your Trend Micro account, Google Play, Apple App Store, or PayPal—depending on purchase →📱[+1]888-754-6002 method.

---

## 6 Can I cancel without logging into my account?

Yes, by contacting customer support with your purchase details.

---



## 7 What happens after I cancel auto renewal?

Your subscription → 📱 [+1]888-754-6002 remains active until expiry, but no further charges will occur.

---

### Conclusion

Stopping your **Trend Micro auto renewal** is not complicated—it just requires knowing the right path. The → 📱 [+1]888-754-6002 biggest mistake users make is assuming uninstalling the software ends billing.

👉 Follow the steps above, confirm cancellation, and secure your proof.

Once done, you'll have full control over → 📱 [+1]888-754-6002 your subscription—no surprise renewals, no hidden charges.

