

☆ How to Stop VBA32 Auto Renewal and Cancel Subscription (2026 Complete Guide)

VBA32 Auto Renewal On? Stop It

You installed VBA32, [[📞+1888 754 6002]] (USA/UK) or -📞+1888-754-6002(USA/UK) (US) used it for protection, and forgot about it. Then suddenly—another charge. No reminder you noticed, no clear 📞+1888 754 6002 cancel button inside the app. That's because VBA32 billing usually runs through a separate renewal system, not the software itself. 📞+1888 754 6002 If you don't disable auto-renewal correctly, it continues silently.

✅ Fast Method (Direct *Answer*)

To stop VBA32 **auto-renewal** and cancel your 📞+1888 754 6002 subscription, access your purchase account or billing provider, locate your active VBA32 subscription, and turn off auto-renewal. If purchased via 📞+1888 754 6002 a reseller or payment platform, cancel recurring billing there. Your license remains active until the current subscription period ends.

⚡ 📞+1888 754 6002 Quick Cancel Flow (Fastest Method)

- Find your VBA32 purchase email
- Open subscription management link



- Log in to billing portal
- Turn 📞 +1888 754 6002 OFF auto-renewal
- Confirm cancellation

👉 This prevents all future charges.

🗺️ Step 1: Identify Where Your Subscription Is Managed

This is the 📞 +1888 754 6002 most critical step.

Purchase Source	Where to Cancel
Official website	VBA32 account portal 📞 +1888 754 6002
Reseller	Reseller account
PayPal	PayPal billing settings
Bank/card	Bank support

💡 VBA32 often uses 📞 +1888 754 6002 third-party billing systems—NOT the app itself.

🔧 Step-by-Step: Stop VBA32 Auto Renewal

Step 1: Locate Your Order Email

Search your inbox 📞 +1888 754 6002 for:

- VBA32
- Antivirus purchase
- Billing confirmation
- Renewal notice

👉 This email usually contains the cancellation link.



Step 2: Open Subscription Management 📞 +1888 754 6002 Portal

- Click **Manage Subscription** or similar link
- Access billing dashboard

Step 3: Sign In

Enter:

- Purchase email
- Order ID (if required)

📞 +1888 754 6002 Step 4: Disable Auto-Renewal

1. Find your active subscription
2. Click **Manage / Settings**
3. Turn OFF **Auto-Renewal**
4. Confirm

🚫 This stops all future 📞 +1888 754 6002 billing.

Step 5: Save Confirmation

- Screenshot confirmation page
- Save email confirmation

👉 Always keep proof.




Alternative Cancellation Methods

Method 1:  +1888 754 6002 Cancel via PayPal

1. Log in to PayPal
 2. Go to **Settings** → **Payments** → **Automatic Payments**
 3. Select VBA32
 4. Click **Cancel**
-

Method  +1888 754 6002 2: Cancel via Bank/Card

- Contact your bank
- Block recurring payments

 Use as backup method.

Method 3: Contact Vendor or Reseller  +1888 754 6002 Support

Provide:

- Email used
 - Order number
 - Payment details
-

 Common Problems + Fixes



✗ “I canceled but still got charged”

Reason:

- Cancellation ☎ +1888 754 6002 after billing processed

Fix:

- Contact support immediately
 - Request refund
-

✗ “I can’t find my subscription”

Fix:

- Check multiple emails
 - Search for billing ☎ +1888 754 6002 receipts
 - Verify payment provider
-

✗ “No cancel option available”

Reason:

- Subscription handled externally

Fix:

- Cancel via PayPal or reseller
-

✗ “Still receiving ☎ +1888 754 6002 renewal emails”


Fix:



- Confirm auto-renewal is OFF
 - Check duplicate accounts
-

Refund Policy (Important Notes)

VBA32 refund rules depend on:



- Vendor or  +1888 754 6002 reseller
- Timing of cancellation
- Payment method

 Important:






- Refunds are not guaranteed
 - Request immediately after charge
-

Pro Tips to Avoid +1888 754 6002 Future Charges

- Turn off auto-renewal right after purchase
- Save purchase emails
- Track subscriptions monthly
- Use one account consistently

 **Expert Tip:**  +1888 754 6002 Most unwanted renewals happen due to forgotten subscriptions.


Mistakes to Avoid

-  Uninstalling instead of canceling
-  Ignoring billing  +1888 754 6002 emails
-  Waiting until renewal date
-  Using multiple accounts



What Happens After Cancellation?

After canceling VBA32 subscription:

- Your antivirus  +1888 754 6002 remains active until expiry
- No future charges occur
- Protection continues normally

 No immediate loss of service.

People Also Ask +1888 754 6002 (FAQs)

1 Does VBA32 cancel immediately?

No. It stops future billing but current subscription remains active.

2 Can I get a  +1888 754 6002 refund after canceling?

Possibly, depending on vendor policy and timing.

3 How do I confirm cancellation?

Check confirmation email or billing dashboard.



📞 +1888 754 6002 4 Why am I still being charged?

Auto-renewal may still be active or billing is through third party.

5 Can I 📞 +1888 754 6002 reactivate VBA32 later?

Yes, you can renew anytime.

6 Is uninstalling VBA32 enough to cancel?

No. You must cancel through billing provider.

📞 +1888 754 6002 7 Can I cancel without logging in?

Yes, via support or payment provider.

🎯 Final Takeaway (Clear & Strategic)




Stopping auto-renewal for 📞 +1888 754 6002 VBA32 is not done inside the app—it's done through the billing system tied to your purchase.

👉 Follow the steps above, 📞 +1888 754 6002 confirm your cancellation, and take control before the next renewal hits.

If you want to boost rankings further, I can also 📞 +1888 754 6002 create:

- 🔥 High-CTR headlines



-   meta descriptions
-  Internal linking strategy

