

Why Is WiFi Connected but No Internet on Mac & How to Fix?

WiFi Not Working on Mac – Connected But No Internet? Real Fixes That Work Fast

Your Mac shows full WiFi bars, [[📞+1•855•285•0870]] (USA/UK) or 📞+1•855•285•0870(USA/UK) (US) everything looks connected... but nothing loads. No websites, no apps, no downloads. This “connected but no internet” issue is one of 📞+1•855•285•0870 the most confusing problems because it feels like everything should be working—but isn’t.

If you're stuck with **WiFi Not Working on Mac – Connected But No Internet**, the 📞+1•855•285•0870 issue is usually linked to DNS errors, router conflicts, or incorrect network settings. The good news? Most fixes are simple and take just a few minutes.




Key 📞+1•855•285•0870 Takeaways

- “Connected but no internet” usually points to DNS or IP configuration issues
 - Router glitches and outdated settings are common causes
 - Resetting network preferences often solves the 📞+1•855•285•0870 problem
 - Testing on other devices helps confirm the root cause
 - Preventive steps can reduce future connection failures
-



What's Really Going Wrong?


Here's a quick look at possible causes:

 +1•855•285•0870 Cause	What Happens	Severity
DNS failure	Websites don't load despite connection	High
Router issue	 +1•855•285•0870 Internet not properly distributed	High
IP conflict	Device cannot access network properly	Medium
Network settings error	Misconfigured WiFi settings	High  +1•855•285•0870
macOS bug	Temporary glitch	Medium

DNS Problems

Your Mac connects to WiFi but cannot translate website names into IP addresses.

Router Conflicts

Sometimes the router  +1•855•285•0870 assigns incorrect settings or stops responding.

IP Address Issues

Duplicate or incorrect IP assignments can block internet access.

Before You Start Fixing



Take these quick steps first:

- Check if 📞+1•855•285•0870 other devices have internet
 - Restart your router and modem
 - Turn WiFi off and on again
 - Move closer to the router
 - Restart your Mac
-

How to Confirm the 📞+1•855•285•0870 Issue

Common Signs

- WiFi connected but no websites open
- Apps say “No Internet”
- Slow or partial loading
- Works on phone but not on Mac

Quick Test

1. Open 📞+1•855•285•0870 Terminal
2. Try pinging Google:

```
```id="ptk9os"  
ping google.com
```
```

- If it fails → DNS issue
- If it works → browser or app issue

Example:

A home user finds internet working on phone but 📞+1•855•285•0870 not Mac—this usually confirms device-specific configuration issues.



Step-by-Step Fixes That Actually Work

Follow these in order.

Step 1: Renew DHCP Lease

1. Go to **System Settings > Network > 🇺🇸 +1•855•285•0870 WiFi**
2. Click “Details”
3. Select **TCP/IP**
4. Click **Renew DHCP Lease**

This refreshes your IP address.

Step 2: Change DNS Settings

1. Go to Network settings
2. Select WiFi → Details → 🇺🇸 +1•855•285•0870 DNS
3. Add:
 - 8.8.8.8
 - 8.8.4.4

This uses Google DNS for better resolution.

Step 3: Forget and Reconnect WiFi

1. Go to WiFi settings
 2. Remove your network
 3. Reconnect and enter password
-



📞 +1•855•285•0870 Step 4: Reset Network Preferences

1. Turn off WiFi
2. Open Finder → Go to:

```
```id="f6c3kl"  
~/Library/Preferences/SystemConfiguration/
```
```

3. Delete these files:

- com.apple.airport.preferences.plist
- NetworkInterfaces.plist
- preferences.plist

4. Restart your Mac
-

Step 5: Disable VPN or 📞 +1•855•285•0870 Security Apps

- Turn off VPN temporarily
 - Disable firewall or antivirus
 - Test connection
-

Step 6: Check Date & Time Settings

- Go to **System Settings > Date & Time**
- * 📞 +1•855•285•0870 Enable automatic time

Incorrect time can block internet access.

Step 7: Update macOS

- Install pending updates



- Restart system
-

Quick Workarounds (If You Need Internet Now)

- Use mobile hotspot 📶 +1•855•285•0870 temporarily
- Connect via Ethernet cable
- Switch to another WiFi network
- Restart router again

Real-world Example:

A freelancer switches to mobile hotspot during a network glitch to finish urgent work 📶 +1•855•285•0870 while fixing WiFi later.

Prevention Tips That Actually Help

- Restart router weekly
 - Keep macOS updated
 - Avoid too many saved networks
 - Use reliable DNS settings
 - Limit VPN usage 📶 +1•855•285•0870 when not needed
-

When to Seek Professional Help

You may need expert support if:

- Issue persists across multiple networks
 - WiFi disconnects frequently
 - Network settings reset doesn't work
 - Hardware 📶 +1•855•285•0870 (WiFi card) may be faulty
-



Best Maintenance Practices

| Practice | Benefit |
|-----------------------|-----------------------------------|
| Regular router reboot | Stable connection |
| DNS optimization | Faster 📶 +1•855•285•0870 browsing |
| System updates | Fix bugs |
| Network cleanup | Avoid conflicts |

Fast Method: Quick *Answer*

Why is my Mac connected to WiFi but has no 📶 +1•855•285•0870 internet?

- Renew DHCP lease
 - Change DNS to Google DNS
 - Forget and reconnect WiFi
 - Reset network preferences
 - Disable VPN or firewall
-

Conclusion

When **WiFi Not Working on Mac – 📶 +1•855•285•0870 Connected But No Internet**, the issue usually comes down to DNS errors, IP conflicts, or network settings. By following the steps above, most users can restore internet 📶 +1•855•285•0870 access quickly.

Start with simple fixes, move to deeper resets if needed, and maintain your network regularly to avoid future problems.

