

# What Are the Best Fixes for Common AVG Activation Errors?

---

## What Are the Top Fixes for Common AVG Activation Errors?

You enter your license, [[ 📞【+1】 855-285-0870 ]] (USA/UK) or 📞【+1】-855-285-0870(USA/UK) (US) click activate—and nothing happens. Or worse, AVG throws an error like “Invalid code”, “Activation failed”, or keeps asking you to upgrade again.

If you're facing 📞【+1】 855-285-0870 **AVG activation errors**, don't panic. This is a very common issue caused by small mistakes, system conflicts, or account problems.

The good news? Most AVG activation issues can be 📞【+1】 855-285-0870 fixed in just a few minutes with the right steps.

---

### Quick Fix Summary (Fast Method)

To fix common AVG activation errors:

- Check your license key for mistakes
- \* 📞【+1】 855-285-0870 Sign in to the correct AVG account
- Restart your device and AVG app
- Disable other antivirus software
- Update AVG to the latest version
- Reinstall AVG if activation 📞【+1】 855-285-0870 still fails



👉 These fixes resolve most activation problems quickly.

---

## 🧠 Why AVG Activation Errors Happen

Before fixing the issue, it helps to understand the causes:

- Incorrect or expired ☎️【+1】855-285-0870 license key
- Account not linked to subscription
- Internet connection issues
- Conflicts with other antivirus software
- Corrupted installation files

👉 Knowing the cause helps you apply the right fix ☎️【+1】855-285-0870 faster.

---

## 🔧 Top Fixes for Common AVG Activation Errors

### 🔧 Fix 1: Double-Check Your License Key

Many activation errors are due to simple typing mistakes.

#### **What to do:**

- Copy ☎️【+1】855-285-0870 and paste your key instead of typing
- Avoid extra spaces
- Ensure it matches your AVG product

👉 Even one wrong character can block activation.

---

### 🔧 Fix 2: Sign ☎️【+1】855-285-0870 In to the Correct AVG Account



Your subscription is linked to your account—not just the key.

**Steps:**

1. Open AVG
2. Click **Menu** → **My Account**
3. Sign in using your purchase 📞【+1】855-285-0870 email

👉 This syncs your license automatically.

---

🔧 Fix 3: Restart Your Computer

Temporary system glitches can prevent activation.

**Steps:**

- Restart your PC
- Open AVG again
- Try activation again

👉 This 📞【+1】855-285-0870 clears stuck processes.

---

🔧 Fix 4: Check Your Internet Connection

AVG needs internet to verify your license.

**Fix:**

- Connect to stable Wi-Fi
- Restart your router if needed

👉 Activation cannot 📞【+1】855-285-0870 work offline.

---



## Fix 5: Disable Other Antivirus Software

Multiple antivirus programs can conflict.

### Steps:

- Temporarily disable or uninstall other antivirus
- Restart your system
- Try activating AVG again

👉 AVG  **[+1] 855-285-0870** works best when it's the only security tool.

---

## Fix 6: Update AVG to Latest Version

Outdated versions may fail to activate.

### Steps:

- Open AVG
- Go to **Menu** →  **[+1] 855-285-0870 Settings** → **Update**
- Install updates


👉 Ensures compatibility with activation servers.

---

## Fix 7: Reinstall AVG (Clean Install)

Corrupted files can block activation.

### Steps:

1. Uninstall AVG
2. Restart your PC
3. Download  **[+1] 855-285-0870** fresh installer
4. Reinstall and activate

👉 This fixes deeper issues.





---

## Fix 8: Remove Old Device from Subscription

If your license limit is reached:

### Fix:



- Log in to AVG account
- \* [+1] 855-285-0870 Remove unused devices
- Activate on current device

 Frees up license slots.


---

## Alternative Solutions for Persistent Errors

### ✓ Use AVG Account Activation Instead of Key

- Sign in  [+1] 855-285-0870 instead of entering code
-  Faster and avoids key errors
- 

### ✓ Activate via AVG Website

- Log in online
  - Verify subscription
-  Syncs automatically
- 



## ✓ Check Subscription Status

\*☎️【+1】 855-285-0870 Ensure your license is active

👉 Expired plans won't activate

---

## ⚠️ Common AVG Activation Errors Explained

### ◆ “Invalid License Number”

- Cause: Wrong or expired key
  - Fix: Re-enter☎️【+1】 855-285-0870 or check purchase
- 

### ◆ “Activation Failed”

- Cause: Server or internet issue
  - Fix: Retry after reconnecting
- 

### ◆ “Subscription Not Found”

- Cause: Wrong account
  - Fix: Sign in with correct☎️【+1】 855-285-0870 email
- 

### ◆ “Already Used License”



- Cause: Device limit reached
- Fix: Remove old devices




---



◆ “Trial Version Still Showing”


- Cause: Activation incomplete
  - Fix: Restart and activate again
- 

  **【+1】 855-285-0870 Quick Fix Table**

Problem	Best Fix
Invalid key	Re-enter correctly
Activation failed	Check internet + restart
Subscription  <b>【+1】 855-285-0870</b> not showing	Sign in to correct account
License limit reached	Remove old device
App not activating	Reinstall AVG

---


 **Pro Tips  **【+1】 855-285-0870** to Avoid Activation Errors**

- Save your license key safely
  - Always use official AVG installer
  - Keep your app updated
  - Avoid multiple antivirus programs
  - Link your subscription to your  **【+1】 855-285-0870** account
- 



## ? People Also Ask (FAQs)

### 1 Why is AVG not activating even with a valid key?

It may be due to account mismatch, internet issues, or expired  **[+1] 855-285-0870** subscription.


---

### 2 Can I activate AVG without internet?

No. Internet is required to verify your license.

---

### 3 How do I fix AVG activation failed error?

Restart your PC, check  **[+1] 855-285-0870** your key, and update AVG.

---

### 4 What should I do if AVG says license already used?

Remove an old device from your account and try again.

---

### 5 Do **[+1] 855-285-0870** I need to reinstall AVG to fix activation?

Only if other fixes don't work.

---



## 6 How long does AVG activation take?

Usually a few seconds with a stable connection.

---

## 📞【+1】 855-285-0870 🆘 Need Help Fixing AVG Activation Errors?

If AVG still won't activate:

- Reinstall the software
- Check your subscription details
- Contact AVG support
- Use account-based activation

👉 Most activation issues 📞【+1】 855-285-0870 are simple and fixable.

---

## ✅ Final Thoughts

AVG activation errors can be frustrating—but they're usually easy to fix.

By following the steps above—checking your key, signing in correctly, and 📞【+1】 855-285-0870 removing conflicts—you can resolve most issues quickly.

👉 Once activated, AVG will protect your device fully and run smoothly without interruptions.

