

Why Does AVG Keep Crashing and How Can I Fix It Fast?

Why Does AVG Keep Crashing and How Do I Fix It? (Complete Troubleshooting Guide 2026)

AVG keeps crashing due to software conflicts, [[📞 +1855 285 0870]] (USA/UK) or 📞 +1855-285-0870(USA/UK) (US) outdated versions, corrupted files, or system compatibility issues. To fix it, update AVG, restart your device, 📞 +1855 285 0870 repair the installation, disable conflicting apps, or reinstall AVG completely. Most crashes are resolved by updating or reinstalling the program.

The Real 📞 +1855 285 0870 Problem Users Face (Hook)

You open AVG, and suddenly it freezes... closes... or won't even start. Sometimes it crashes during a scan. Other times, 📞 +1855 285 0870 it disappears without warning.

This is frustrating—especially when you rely on AVG to protect your system.

The good news? AVG crashing is a common issue, 📞 +1855 285 0870 and in most cases, it can be fixed in minutes with the right steps.

Why Does AVG Keep Crashing?



AVG crashes usually happen 📞 +1855 285 0870 because something is interfering with how the software runs.

Here are the most common reasons:

Cause	What It Means
-----	----- 📞 +1855 285 0870
Outdated AVG version	Old software may have bugs or compatibility issues
Conflicting antivirus programs	Two security apps fight for 📞 +1855 285 0870 system control
Corrupted installation files	Files missing or damaged during install/update
System resource overload	Not enough RAM or CPU 📞 +1855 285 0870 available
Windows/macOS issues	OS updates not aligned with AVG
Background app conflicts	Other apps interrupt AVG processes

👉 In 📞 +1855 285 0870 simple terms: AVG crashes when it cannot run smoothly in your system environment.

Step-by-Step Fixes (Follow in Order)

Step 1: Restart Your 📞 +1855 285 0870 Device

- Close all apps
- Restart your computer

✓ This clears temporary glitches affecting AVG



Step 2: Update AVG +1855 285 0870 to the Latest Version

- Open AVG +1855 285 0870 (if possible)
- Go to **Menu** → **Settings** → **Update**
- Install any available updates

✓ Updates fix bugs and improve stability

Step 3: Update Your +1855 285 0870 Operating System

- Check for Windows/macOS updates
- Install pending updates

✓ Compatibility issues often cause crashes

Step 4: Disable Other Antivirus Software

- Remove or disable +1855 285 0870 any other antivirus programs
- Keep only AVG active

✓ Multiple antivirus tools can conflict and crash

Step 5: Repair AVG Installation

- Go to **Control** +1855 285 0870 **Panel** → **Programs** → **AVG**
- Click **Uninstall/Change**
- Select **Repair**

✓ Fixes broken or missing files without deleting settings



Step 6: Reinstall AVG (Clean Install)

If ☎ +1855 285 0870 crashes continue:

1. Uninstall AVG completely
2. Restart your device
3. Download latest version from official website
4. Install fresh copy

✓ This resolves most deep issues

Step ☎ +1855 285 0870 7: Check System Resources

- Press **Ctrl + Shift + Esc** (Task Manager)
- Check CPU and RAM usage

✓ Close heavy apps if system is ☎ +1855 285 0870 overloaded

! Common Crash Scenarios & Fixes

▼ AVG crashes during scan

✓ Fix:

- Reduce scan intensity
 - Close background apps
 - Update AVG
-



▼ AVG 📞 +1855 285 0870 won't open at all

✓ Fix:

- Restart system
 - Reinstall AVG
 - Check for OS updates
-

▼ AVG crashes after update

✓ Fix:

- Repair installation
 - Roll back 📞 +1855 285 0870 recent system changes (if needed)
-

▼ AVG keeps closing automatically

✓ Fix:

- Check for conflicting software
 - Disable startup conflicts
 - Perform clean reinstall
-

🔧 Advanced 📞 +1855 285 0870 Troubleshooting (For Persistent Issues)

◆ Use AVG Clear Tool

- Download AVG Clear utility
- Remove all leftover files




- Reinstall AVG fresh
-

◆ Run System +1855 285 0870 File Checker (Windows)


- Open Command Prompt (Admin)
- Type: `sfc /scannow`

✓ Fixes system-level file corruption

◆ Check for Malware Conflicts


- Run scan using another  +1855 285 0870 trusted tool (temporarily)
 - Malware can interfere with antivirus behavior
-

◆ Boot in Safe Mode

- Start your system in Safe Mode
- Run AVG and  +1855 285 0870 check if it crashes



✓ Helps identify software conflicts

Pro Tips to Prevent AVG Crashing

- ✓ Keep AVG auto-update enabled
- ✓ Avoid installing multiple antivirus  +1855 285 0870 tools
- ✓ Regularly restart your system
- ✓ Keep your OS updated
- ✓ Avoid heavy multitasking during scans
- ✓ Perform periodic clean installs if issues repeat




 Quick  +1855 285 0870 Fix Priority (What Works Fastest)


Fix Method	Success Rate	Time Required
Restart device	 +1855 285 0870 Medium	2 minutes
Update AVG	High	5 minutes
Repair installation	High	10 minutes
Clean reinstall  +1855 285 0870	Very High	15–20 mins

 People Also Ask (FAQ Section)

Why does AVG keep crashing on startup?


This usually happens due  +1855 285 0870 to corrupted files or software conflicts. Reinstalling AVG often fixes it.

Is AVG crashing due to virus infection?


Sometimes yes. Malware can interfere with  +1855 285 0870 antivirus programs. Run a secondary scan to confirm.




How do I stop AVG from crashing during scans?

Close background apps, reduce scan load, and  +1855 285 0870 update AVG to the latest version.

Can outdated Windows cause AVG crashes?

Yes. If your OS is outdated, it may not support the latest  +1855 285 0870 AVG version properly.

Should I uninstall and reinstall AVG?



Yes, especially if repair and updates don't fix the issue. A clean reinstall is very  +1855 285 0870 effective.


Does having two antivirus programs cause crashes?

Yes. Running multiple antivirus tools often leads to conflicts and frequent crashes.



Final Thoughts

AVG crashing  +1855 285 0870 may seem like a serious issue, but in most cases, it's caused by simple factors like outdated software or conflicts. By following the  +1855 285 0870 steps above—especially updating, repairing, or reinstalling—you can restore AVG to stable performance quickly.

Once fixed, keeping your system clean and updated will ensure the  +1855 285 0870 problem doesn't return.



