

What to Do If AVG Activation Fails Due to Server Error?

What Should I Do If AVG Activation Fails Due to a Server Error? (2026 Complete Fix Guide)

You're ready to activate AVG, [[📞+1•855•285•0870]] (USA/UK) or 📞+1•855•285•0870(USA/UK) (US) you enter your details—and then you hit a wall: “**Server error**”. No activation, no confirmation, just uncertainty.

Before you panic, 📞+1•855•285•0870 here's the key point: **AVG activation server errors are usually temporary and often not caused by your subscription.** In most cases, it's a connection, 📞+1•855•285•0870 sync, or server-side delay that can be resolved quickly.

This guide will walk you through exactly what to do—step by step—so you can restore activation 📞+1•855•285•0870 without wasting time.

Quick *Answer*

If AVG activation fails due to a server error:

1. Check your internet connection
2. Restart your device and AVG app
3. Disable 📞+1•855•285•0870 VPN or firewall temporarily
4. Try again after some time (server may be down)
5. Update or reinstall AVG



👉 Most activation errors are resolved by reconnecting 📞 +1•855•285•0870 and retrying.

What Does “Server Error” Mean in AVG Activation?

A server error means:

- AVG cannot connect to its activation servers
- Your license cannot be 📞 +1•855•285•0870 verified at that moment
- Activation request fails or times out

👉 This is often a **temporary communication issue**, not a license problem.

How Serious Is 📞 +1•855•285•0870 This Issue?

- **Risk level:** Low
- **Impact:** Temporary activation delay
- **Fix time:** 5–20 minutes

👉 Your subscription is usually still valid.

Why AVG Activation Fails Due 📞 +1•855•285•0870 to Server Error

1 AVG Server Downtime

Servers may be under maintenance or experiencing high traffic.



2 Internet Connectivity Issues

Weak or unstable internet can interrupt 📞+1•855•285•0870 communication with servers.

3 VPN or Proxy Blocking Requests

VPNs or proxy settings can block or reroute activation requests.

4 Firewall or Security Restrictions

Your firewall 📞+1•855•285•0870 may block AVG from connecting externally.

5 Outdated Software Version

Older versions may not connect properly to updated servers.

6 Incorrect System Date/Time

If your device 📞+1•855•285•0870 time is incorrect, server verification can fail.

Step-by-Step Fix: AVG Activation Server Error

Follow these steps in order.



Step 1: Check Your Internet Connection

- Open 📞 +1•855•285•0870 other websites to confirm connectivity
- Switch to a stable network if needed

👉 Activation requires consistent internet access.

Step 2: Restart Your Device and AVG

* 📞 +1•855•285•0870 Close AVG

- Restart your computer
- Open AVG again

👉 Clears temporary system and app issues.

Step 3: Wait and Try Again

- Wait 10–30 minutes
- Retry 📞 +1•855•285•0870 activation

👉 Server issues are often temporary.

Step 4: Disable VPN or Proxy

- Turn off VPN
- Disable proxy settings

👉 Allows direct connection to AVG servers.



📞 +1•855•285•0870 Step 5: Temporarily Disable Firewall

- Turn off firewall briefly
- Try activation again
- Re-enable firewall after

👉 Prevents blocking issues.

Step 6: Update AVG Software

- Open 📞 +1•855•285•0870 AVG
- Check for updates
- Install latest version

👉 Ensures compatibility with servers.

Step 7: Check System Date and Time

- Ensure correct time and timezone
- Enable 📞 +1•855•285•0870 automatic time sync

👉 Incorrect time can cause server rejection.

Step 8: Reinstall AVG (If Needed)

- Uninstall AVG
- Restart device
- Download latest version
- Reinstall and 📞 +1•855•285•0870 activate

👉 Fixes corrupted files.



What You Need Before Fixing

Prepare these:

- AVG account login details
 - License key (if applicable)
 - Stable internet connection
 - Admin access
-

What 📞 +1•855•285•0870 Happens While Activation Fails?

During server error:

- Premium features may remain locked
- Real-time protection may be limited
- Activation status shows pending or failed

👉 Your device 📞 +1•855•285•0870 may not be fully protected.

Will You Be Charged Again?

No.

- Activation errors do NOT trigger billing
 - Your subscription remains valid
 - Charges only occur during 📞 +1•855•285•0870 renewal
-


What If the Problem Keeps Happening?




If repeated errors occur:

- Try a different network
- Use another device
- Check AVG service status


Still not working?

Contact  +1•855•285•0870 AVG support with:

- License details
- Error message
- Device information

 They can verify and fix activation manually.

How to Prevent AVG Activation Errors

- Keep software  +1•855•285•0870 updated
 - Avoid using VPN during activation
 - Maintain stable internet
 - Use official AVG versions only
-

Frequently Asked Questions (People Also Ask)

Why does AVG say  +1•855•285•0870 server error during activation?

It usually means the app cannot connect to AVG servers due to network or server issues.



How long does AVG activation 📞+1•855•285•0870 take normally?

Typically under 2 minutes. Longer delays indicate a problem.

Can VPN cause AVG activation failure?

Yes. VPNs can block or interfere with server communication.

📞+1•855•285•0870 Should I reinstall AVG if activation fails?

Only if basic fixes don't work. Reinstalling can resolve file corruption issues.

Will my subscription be lost due 📞+1•855•285•0870 to server error?

No. Your subscription remains active.

Can I activate AVG offline?

No. Activation requires internet access.

What if AVG servers are down?

Wait and try 📞+1•855•285•0870 again later. Most outages resolve quickly.



How do I know if AVG activation worked?

Check for “Activated” or “Protected” status in the app.

Final Thoughts

If 📞 +1•855•285•0870 you’re facing an **AVG activation server error**, don’t assume something is broken. In most cases, it’s a temporary issue caused by connectivity or server 📞 +1•855•285•0870 delays.

Start with simple fixes—check internet, restart, disable VPN—and retry activation.

👉 Once the connection is restored, activation will complete instantly, and your protection will resume 📞 +1•855•285•0870 without any extra cost or effort.

