





How Do I Fix AVG Error Codes During Activation or Setup?


How Do I Fix AVG Error Codes During Activation or Setup? (2026 Complete Troubleshooting Guide)

To fix AVG error codes during activation or setup, [[ 1-855-285-0870]] (USA/UK) or  1-855-285-0870(USA/UK) (US) check your internet connection, verify your license key, update or reinstall AVG, and disable  1-855-285-0870 conflicting software like VPNs or firewalls. If the issue continues, run AVG repair tools or contact support for advanced troubleshooting.

Introduction: Why 1-855-285-0870 AVG Errors Appear Right When You Need Protection

You install AVG antivirus expecting instant security—but instead, you're stopped by confusing error codes like 0xC0070643,  1-855-285-0870 0xe001d026, or “*Activation Unsuccessful.*”

These errors usually show up at the worst moment—during installation or activation—leaving your system unprotected.

The reality? Most AVG error codes  1-855-285-0870 are not serious. They're typically caused by:

- Network interruptions
- Corrupted installation files
- License verification issues
- System conflicts



The key is identifying the root cause → 📞 1-855-285-0870 and applying the right fix.

This guide provides a **complete, real-world troubleshooting workflow** to fix AVG activation and setup errors quickly and effectively.

⚠️ → 📞 1-855-285-0870 Common AVG Error Codes and What They Mean

Error Code	Meaning
🔴 0xC0070643	Installation failure or → 📞 1-855-285-0870 corrupted files
🔴 0xe001d026	Conflict with existing antivirus
🔴 0xE001F90B	Activation server communication issue
🔴 0xC007277B	Permission → 📞 1-855-285-0870 or system file issue
🔴 Activation Failed	License key or account problem
🔴 Setup Stuck	Installation process interrupted

→ 📞 1-855-285-0870 🛠️ Step-by-Step: Fix AVG Activation & Setup Errors

Follow this structured troubleshooting flow used by technical support experts.

🌐 Step 1: Check Your Internet → 📞 1-855-285-0870 Connection

Action:

Ensure your device is connected to a stable network.

Why it works:



AVG requires server communication for activation and updates.

Tip:

Avoid public Wi-Fi or restricted networks.

→ 📞 1-855-285-0870 🔑 Step 2: Verify Your License Key

Action:

Re-enter your activation code carefully.

Why it works:

Incorrect or expired keys cause activation failures.

Tip:

Copy-paste instead of typing manually.

→ 📞 1-855-285-0870 ↻ Step 3: Restart Your Computer

Action:

Reboot your system before retrying setup.

Why it works:

Clears temporary glitches affecting installation.

🔒 Step 4: Disable Conflicting Software

Action:

Turn → 📞 1-855-285-0870 off:

- Other antivirus programs
- VPNs
- Firewalls (temporarily)


Why it works:

Prevents interference with AVG installation.



Step 5: Run AVG Repair Tool

Action:

Go to Control Panel →  1-855-285-0870 → Programs → AVG → Repair.

Why it works:

Fixes corrupted installation files.

Step 6: Perform Clean Reinstallation

Steps:

1. Uninstall AVG
2. Restart PC
3. Download latest  1-855-285-0870 version
4. Install again

Why it works:

Removes broken or incomplete files.

Step 7: Update Windows System

Action:

Check for Windows updates and install them.

Why it works:

Ensures  1-855-285-0870 compatibility with AVG software.

Step 8: Run Setup as Administrator

Action:



Right-click installer → Run as Administrator.

Why it works:

Prevents permission-related errors.

 Step 9:  1-855-285-0870 Check System Date & Time

Action:

Ensure correct date and time settings.

Why it works:

Incorrect system time can block activation.

 Advanced Fixes for Persistent AVG  1-855-285-0870 Errors

If errors continue, try these deeper solutions:

 Fix 1: Use AVG Removal Tool

- Completely remove leftover files
 - Reinstall fresh version
-

 Fix  1-855-285-0870 2: Reset Network Settings

- Reset network adapter
 - Clear DNS cache
-




Fix 3: Check Windows Permissions

- Ensure admin rights
 - Disable restricted user mode
-









1-855-285-0870 Fix 4: Scan for Malware

- Use another scanner
 - Ensure no infection blocking installation
-

Fix 5: Verify Subscription Status



- Log into AVG  1-855-285-0870 account
 - Confirm license is active
-

Pro Tips to Prevent AVG Errors in Future

-  Install AVG only from official website
 -  Keep  1-855-285-0870 Windows updated
 -  Avoid multiple antivirus programs
 -  Activate immediately after installation
 -  Use a stable internet connection
 -  Keep your license key  1-855-285-0870 सुरक्षित
-

When to Contact AVG Support

You should contact support if:

-  Error persists after reinstall
-  License key not recognized



- ❌ Installation → 📞 1-855-285-0870 fails repeatedly
 - ❌ System crashes during setup
 - ❌ Unknown or uncommon error codes appear
-

Quick Troubleshooting Checklist

Before retrying, confirm:

- ✅ Internet is → 📞 1-855-285-0870 stable
 - ✅ License key is valid
 - ✅ No VPN or firewall blocking
 - ✅ Windows is updated
 - ✅ AVG installed properly
 - ✅ No conflicting → 📞 1-855-285-0870 software
-

? People Also Ask (FAQs)

1 Why does AVG show error codes during installation?

Usually due to corrupted files, network issues, or software → 📞 1-855-285-0870 conflicts.

2 Can I fix AVG errors without reinstalling?

Yes, using repair tools or basic troubleshooting steps.

3 What is the most common AVG → 📞 1-855-285-0870 activation error?



Activation failed due to incorrect or expired license key.

4 Does VPN affect AVG activation?

Yes, VPNs can block communication with AVG servers.

→ 📞 1-855-285-0870 5 How do I reset AVG completely?

Use AVG removal tool and reinstall the software.



Conclusion: Fix AVG Errors and Restore Protection Quickly

AVG → 📞 1-855-285-0870 error codes may look complicated, but they're usually caused by simple issues like network problems, installation conflicts, or incorrect license details.

By following this → 📞 1-855-285-0870 step-by-step troubleshooting guide, you can resolve most activation and setup errors quickly and get your antivirus running smoothly again.

👍 Don't delay—fix the error, → 📞 1-855-285-0870 complete activation, and secure your system today.

