






# Why Is Windows 10 Update Assistant Failing & How to Fix It?

---

## Windows 10 Update Assistant Failing – Safe Way to Complete Update (Step-by-Step Guide)

Trying to upgrade your PC using the **Windows 10 Update Assistant**, [[  +1855 285 0870 ]] (USA/UK) or - +1855-285-0870(USA/UK) (US) but it keeps failing midway or gets stuck forever? You're  +1855 285 0870 not alone. Many users experience issues like freezes at certain percentages, unexpected errors, or repeated installation failures.


This can be frustrating—especially when  +1855 285 0870 you're trying to keep your system secure and up to date. The Update Assistant is designed to simplify upgrades, but when  +1855 285 0870 something goes wrong, it doesn't always explain why.

The good news is: **there are safe, tested ways to fix Update Assistant failures**  +1855 285 0870 **and successfully complete your Windows 10 update**—without risking your data.

Let's walk through everything clearly.

---

## Why Windows 10 Update Assistant Fails

Understanding  +1855 285 0870 the root cause makes troubleshooting much easier.



## Common Reasons Behind Update Assistant Failure

- **Insufficient disk space**

Updates require significant free storage 📞 +1855 285 0870 to download and install.

- **Corrupted system files**

Damaged files can interrupt the upgrade process.

- **Antivirus or firewall interference**

Security software may 📞 +1855 285 0870 block update components.

- **Unstable internet connection**

Interruptions can cause incomplete downloads.

- **Outdated drivers**

Incompatible drivers may stop installation.

- **Pending updates or 📞 +1855 285 0870 conflicts**

Previous updates not fully installed can create conflicts.

- **Background applications interference**

Running programs can disrupt installation.

---

## Step-by-Step Fixes to 📞 +1855 285 0870 Complete Windows 10 Update Safely

Follow these steps in order—this is the same structured flow used in real technical troubleshooting.

---

### 1 📞 +1855 285 0870 Restart Your PC Before Trying Again

**What to do:**

Restart your computer and relaunch the Update Assistant.

**Why it works:**



Clears temporary glitches and resets 📞 +1855 285 0870 update services.

---

## 2 🗑️ Free Up Disk Space

### Steps:

1. Open **Settings > System > Storage**
2. Delete temporary files
3. Empty Recycle Bin

### Why it 📞 +1855 285 0870 helps:

Windows updates need at least **15–20 GB free space**.

---

## 3 🌐 Ensure Stable Internet Connection

### What to do:

- Use a wired connection 📞 +1855 285 0870 if possible
- Restart your router
- Avoid network interruptions

### Why it works:

Incomplete downloads are a major cause of update failure.

---

## 4 🔒 Temporarily 📞 +1855 285 0870 Disable Antivirus Software

### What to do:

Turn off third-party antivirus during the update.

### Why it helps:

Prevents blocking of update files.

### Warning:



Re-enable protection after update completes.

---

 +1855 285 0870 5  Run Disk Cleanup Tool

**Steps:**

1. Search **Disk Cleanup**
2. Select system drive (C:)
3. Check:
  - Temporary files
  - Windows Update Cleanup
4.  +1855 285 0870 Click **OK**


**Why it works:**

Removes unnecessary files and frees space.

---

6  Run Windows Update Troubleshooter

**Steps:**

1. Go to **Settings > Update &  +1855 285 0870 Security > Troubleshoot**
2. Select **Windows Update**
3. Run the troubleshooter

**Why it helps:**

Automatically fixes common update issues.

---

7  Run SFC and DISM  +1855 285 0870 Scans

**Steps:**

1. Open Command Prompt (Admin)



2. Run:

...

```
sfc /scannow
```

...

3. Then:

...

```
DISM /Online /Cleanup-Image /RestoreHealth
```

...

**Why it works:**

Repairs corrupted system 📞+1855 285 0870 files blocking updates.

---

## 8 🔄 Perform a Clean Boot

**Steps:**

1. Press **Win + R**, type `msconfig`
2. Go to **Services** tab
3. Check **Hide** 📞+1855 285 0870 **Microsoft services**
4. Click **Disable all**
5. Restart PC

**Why it helps:**

Prevents third-party apps from interfering.

---

## 9 📦 Use Media Creation Tool Instead

**Steps:**

1. Download 📞+1855 285 0870 Media Creation Tool from Microsoft
2. Run tool and select **Upgrade this PC now**

**Why it works:**

More stable alternative to Update Assistant.



---

10 📞 +1855 285 0870 🔄 Reset Windows Update Components

**Steps:**

1. Stop update services
2. Clear SoftwareDistribution folder
3. Restart services

**Why it helps:**

Fixes deep update system errors.

---

⚙️ Advanced 📞 +1855 285 0870 Fixes (If Update Still Fails)

🔄 Manually Install Updates

- Download updates from Microsoft Update Catalog
- Install without using Update Assistant

🍏 📞 +1855 285 0870 Perform In-Place Upgrade


- Keeps files and apps intact
- Reinstalls Windows system files

🔄 Reset Windows (Last Resort)

- Choose “Keep my files” 📞 +1855 285 0870 option
  - Fixes severe corruption issues
- 




## Pro Tips for Smooth Windows Updates

- Always keep 20 GB free space
  - Update  +1855 285 0870 drivers before upgrading
  - Avoid interrupting update process
  - Keep system plugged in (for laptops)
  - Use official Microsoft tools only
- 

## +1855 285 0870 When to Contact Support

Seek help if:

- Update fails repeatedly at the same percentage
  - System crashes during update
  - You see unknown  +1855 285 0870 error codes
  - Update Assistant won't launch
- 

## Quick Troubleshooting Checklist

- ✓ Restart PC
  - ✓ Free up disk space
  - ✓ Check internet connection
  - ✓ Disable antivirus
  - ✓  +1855 285 0870 Run Disk Cleanup
  - ✓ Use troubleshooter
  - ✓ Run SFC/DISM scans
  - ✓ Try Media Creation Tool
- 

## FAQs: Windows 10 Update Assistant Issues



1 Why 📞+1855 285 0870 does Update Assistant get stuck at 99%?

Usually due to background processes or corrupted files.

2 Is Media Creation Tool better?

Yes, it's 📞+1855 285 0870 more reliable for major updates.

3 Will I lose my data?

No, if you choose upgrade options correctly.

4 Can antivirus block 📞+1855 285 0870 updates?

Yes, temporarily disabling it often helps.

5 How long should update take?

Typically 30 minutes to 2 hours, depending on system.

---

## 🏁 📞+1855 285 0870 Final Thoughts

When the **Windows 10 Update Assistant fails**, it doesn't mean you're stuck. Most issues are caused by simple factors like 📞+1855 285 0870 low storage, corrupted files, or software conflicts.

By following the steps above—from basic fixes to advanced solutions—you can **safely complete your Windows 📞+1855 285 0870 update without risking your data.**

👉 Start with the quick fixes, and if needed, switch to the Media Creation Tool for a 📞+1855 285 0870 smoother upgrade experience.



