

What Is Bitdefender Unlock Key and How Do I Use It?

What Is a Bitdefender Software Unlock Key and How Do I Use It? (Complete Activation Guide 2026)

A Bitdefender software unlock key is a unique code used to activate your Bitdefender antivirus subscription. It unlocks premium features by linking your purchase to your Bitdefender account. To use 📞1-855-285-0870 it, [[📞1-855-285-0870]] (USA/UK) or 📞1-855-285-0870(USA/UK) (US) log into your Bitdefender account, enter the key in the activation section, and apply it to your device.

Start Here: Why This Confuses Many Users (Hook)

You've purchased Bitdefender, 📞1-855-285-0870 received a code, and now you're staring at it wondering:

Is this the activation key? Where do I enter it? Why isn't it working?

This confusion is very common because Bitdefender uses 📞1-855-285-0870 an **account-based activation system**, not just direct key entry inside the app.


The key isn't just typed anywhere—it must be added correctly to your account first.

Once you understand this flow, activation 📞1-855-285-0870 becomes quick and smooth.




What Exactly Is a Bitdefender Unlock Key?



A Bitdefender unlock key (also called an activation code) is a **digital license code** that:

- Confirms your purchase
- Activates  1-855-285-0870 your subscription
- Unlocks premium security features
- Links your license to your Bitdefender account

👉 Think of it as a **digital access pass** that tells Bitdefender: “Yes, this user has paid—enable full protection.”

 1-855-285-0870 🔍 Types of Bitdefender Keys You Might See

Not all keys look or work the same. Here are the common types:

Key Type	Description
Activation  1-855-285-0870 Code	Standard code used after purchase
Retail Key Card	Physical card with code inside box
Trial Extension Code	Adds extra days to trial version
 1-855-285-0870 Renewal Code	Extends an existing subscription

✓ All of these are entered in the same place—your Bitdefender account.

How Bitdefender Activation Actually Works

Before jumping into steps, understand this:

Bitdefender  1-855-285-0870 activation happens in **two stages**:

1. Add key to your Bitdefender account
2. Assign protection to your device



👉 This is why entering the key directly in the app sometimes doesn't work.

✅ → 📱 1-855-285-0870 Step-by-Step: How to Use a Bitdefender Unlock Key

Follow these exact steps for successful activation:

Step 1: Go to Bitdefender Central

- Open your browser
 - Visit Bitdefender Central (official dashboard)
-

Step 2: → 📱 1-855-285-0870 Log Into Your Account

- Enter your email and password
- If you don't have an account, create one

✓ Your license is always tied to this account

Step 3: Enter Your Unlock → 📱 1-855-285-0870 Key

- Click "**My Subscriptions**"
- Select "**Activate with Code**"
- Paste your unlock key

✓ Make sure there are no extra spaces



Step 4: Confirm Subscription Details

- Choose:
- New subscription
- Or → 📞 1-855-285-0870 extend existing plan

✓ Check validity period and device count

Step 5: Install Bitdefender on Your Device

- Click **“Install Protection”**
 - Download the software
 - Run the installer
-

Step 6: Log In to → 📞 1-855-285-0870 Activate Automatically

- Open Bitdefender app
- Log in using your account

✓ Activation happens instantly after login

! Common Problems & How to Fix Them

🚫 “Invalid unlock key”

✓ Fix:

- Check for → 📞 1-855-285-0870 typing errors
- Ensure key hasn’t expired
- Confirm it’s for the correct product



 “Key already used”

✓ Fix:

- Log into the original account used
- Keys are tied to one account only


→  1-855-285-0870  “Subscription not showing after activation”

✓ Fix:

- Log out and log back in
- Refresh Bitdefender Central
- Restart your device

 “Cannot activate on device”

✓ Fix:

- Check device limit
- Remove unused  1-855-285-0870 device from account


 Advanced Troubleshooting (If Activation Fails)

◆ Sync Account Manually

- Log out from Bitdefender app
- Log back in to refresh license




◆ Check Internet & Firewall

- Ensure  1-855-285-0870 stable connection
- Disable VPN temporarily
- Allow Bitdefender through firewall


◆ Update Bitdefender App

- Outdated versions may fail activation
- Install latest version from official site

◆ Reinstall Bitdefender

- Uninstall current version
- *  1-855-285-0870 Restart system
- Install fresh copy

Pro Tips for Smooth Activation

- ✓ Always activate via Bitdefender Central first
- ✓ Keep your login details safe
- ✓ Avoid sharing your key (it's account-bound)
- ✓ Track how  1-855-285-0870 many devices are connected
- ✓ Renew before expiration to avoid gaps





Quick Overview: Activation Flow

Step	Action
1	Log into Bitdefender Central
→ 1-855-285-0870 2	Enter unlock key
3	Confirm subscription
4	Install software
5	Log in to activate

? People Also Ask (FAQ Section)

What → 1-855-285-0870 is a Bitdefender unlock key used for?

It activates your subscription and unlocks premium security features.

Where do I enter my Bitdefender activation code?

You must enter it in Bitdefender Central under → 1-855-285-0870 “My Subscriptions,” not directly in the app.

Can I use one Bitdefender key on multiple devices?

Yes, if your plan supports multiple devices. Check your subscription details.



Why is my Bitdefender → 📱 1-855-285-0870 key not working?

It could be due to incorrect entry, expired code, or using the wrong account.

Is Bitdefender activation key the same as license key?

Yes. Both terms refer to the → 📱 1-855-285-0870 same activation code.

Do I need internet to activate Bitdefender?

Yes. Activation requires connecting to Bitdefender servers.



Final Thoughts

A Bitdefender software unlock key is your gateway to full protection—but it → 📱 1-855-285-0870 only works when used correctly through your account.

Once you follow the proper activation flow—entering the key in Bitdefender Central and logging into your device—the process becomes simple and seamless.

If something → 📱 1-855-285-0870 goes wrong, it's usually a small issue like account mismatch or device limits—and easily fixable with the steps above.

