

Do You Need Internet to Activate Bitdefender Software?

Do I Need an Internet Connection to Activate Bitdefender Software? (Complete Explained Guide)

Here's the straightforward truth: yes, [[📞 +1855 285 0870]] (USA/UK) or 📞 +1855-285-0870(USA/UK) (US) you generally need an internet connection to activate Bitdefender. But there's more to it—understanding *why* helps you troubleshoot 📞 +1855 285 0870 activation failures and avoid unnecessary confusion.

This guide breaks down how Bitdefender activation works, when internet is required, and what you can do if 📞 +1855 285 0870 you're offline.

Quick **Answer** (Fast Method Ready)

Yes, you need an internet connection to activate Bitdefender software. Activation requires communication with Bitdefender servers 📞 +1855 285 0870 to verify your license, link it to your account, and enable full protection features. Without internet, activation cannot be completed.

Why Internet 📞 +1855 285 0870 Is Required for Bitdefender Activation

Bitdefender uses a **cloud-based activation system**. This means your device must connect to



online servers to verify your license.

📞 +1855 285 0870 What Happens During Activation

Step	What the System Does
License submission	Sends your activation code
📞 +1855 285 0870 Server verification	Checks validity and expiry
Account linking	Connects license to your account
Feature unlocking	Enables full protection 📞 +1855 285 0870
Sync process	Keeps subscription updated

👉 All of this requires an active internet connection.

🧠 How Bitdefender Activation Works (Behind the 📞 +1855 285 0870 Scenes)

Understanding the process makes it clear why internet access is essential.

🌐 Step 1: Connection to Bitdefender Servers

Your system sends a request to 📞 +1855 285 0870 the activation server.

🔑 Step 2: License Authentication


The server checks:

- Validity
- Expiry date



- Device limit
-


Step 3: Account Synchronization

Your license is linked  +1855 285 0870 to your Bitdefender Central account.

Step 4: Activation Confirmation


The server sends approval, unlocking full features.

Step 5: Continuous Validation

Bitdefender periodically verifies  +1855 285 0870 your license online.

What Happens If You Try to Activate Without Internet?

If you attempt activation offline:

- Activation will fail
- You may see  +1855 285 0870 “Unable to connect to server”
- Software remains in trial or inactive mode
- Full protection is not enabled

 In short: **installation works offline, but  +1855 285 0870 activation does not.**



Are There Any Offline Activation Options?



- ◆ For Home Users:  Not Available

Bitdefender does not offer offline activation for  +1855 285 0870 standard users.

- ◆ For Business/Enterprise Users:  Limited Options

Some enterprise environments may use:

- Offline license files
- Local management servers

 These are not available  +1855 285 0870 in typical home versions.

Step-by-Step: How to Activate Bitdefender (Correct Method)

To avoid issues, follow this proper activation flow:

Step 1: Connect +1855 285 0870 to Internet

Use a stable Wi-Fi or wired connection.

Step 2: Open Bitdefender Application

Launch from desktop or system tray.




Step 3: Log +1855 285 0870 Into Bitdefender Central

Enter your account credentials.

Step 4: Enter Activation Code (If Required)

Paste your license key carefully.

Step 5: Complete Activation

Wait  +1855 285 0870 for confirmation message.

Step 6: Verify Protection Status

Dashboard should show **“Protected”**.

What to Do If You Don't Have Internet

If you're in  +1855 285 0870 an offline environment, here are your options:

- ◆ Use Temporary Internet Access



- Connect via mobile hotspot
 - Activate once
 - Disconnect if needed
-


◆ Activate  +1855 285 0870 on Another Device

- Log into your account
 - Link license
 - Then install on your system
-


◆ Contact Support (Advanced Cases)

For restricted networks, support may  +1855 285 0870 provide alternatives.


 Pro Tips for Smooth Activation

- Use a stable internet connection during activation
 - Avoid public Wi-Fi when entering license details
 - Disable  +1855 285 0870 VPN temporarily if activation fails
 - Keep your system updated
 - Activate immediately after installation
-

 Common Activation Issues Related to Internet


Issue	Cause  +1855 285 0870
Server not reachable	No internet or firewall block




Activation failed	Weak connection
License not  +1855 285 0870 recognized	Sync issue
Timeout error	Slow network

Quick Activation Checklist

Before activating, confirm:

- ✓ Internet connection active
 - ✓ Account  +1855 285 0870 login ready
 - ✓ Activation code available
 - ✓ No VPN/firewall blocking
 - ✓ System date/time correct
-

People Also Ask (FAQs)

1 Can I install  +1855 285 0870 Bitdefender without internet?

Yes, installation is possible offline, but activation requires internet.

2 How long does activation take?

Usually instant, depending on connection speed.



3 📞 +1855 285 0870 Does Bitdefender need internet after activation?

Yes, for updates and real-time protection features.

4 Can I activate using mobile data?

Yes, a mobile hotspot works 📞 +1855 285 0870 fine.

5 What happens if internet disconnects during activation?

The process may fail—retry once connection is restored.

Final Thoughts

Bitdefender activation is designed to 📞 +1855 285 0870 be fast and secure—but it depends entirely on internet connectivity. Without it, your antivirus cannot verify your license or enable full protection.

By understanding 📞 +1855 285 0870 this process, you can avoid activation failures and set up your security correctly the first time.

👉 Connect, activate, and ensure your system stays 📞 +1855 285 0870 fully protected from the start.

