




# How Do I Set Up Bitdefender for Beginners Step by Step?


---

## How Do I Set Up Bitdefender for Beginners?

Installing antivirus is easy—but setting it up the *right way* is what actually keeps your device safe.

If you're new to Bitdefender, [[  [+1]855-285-0870 ]] (USA/UK) or  [+1]855-285-0870(USA/UK) (US) you might wonder:

- What settings should I turn  [+1]855-285-0870 on?
- Do I need to scan immediately?
- Is it already protecting my system?


This beginner-friendly guide walks you through everything step by step—from installation to optimizing your protection—so you can  [+1]855-285-0870 use Bitdefender confidently from day one.

---

## Why Proper Setup Matters

Out-of-the-box installation is not always fully optimized.

Without proper setup:

- Some features may remain unused
- Scans may not run automatically
- Security  [+1]855-285-0870 layers may not be fully configured




👉 A few simple steps can significantly improve protection.

---

## Before You Begin (Quick Checklist)

### ✓ You'll Need:

- A Windows PC (or compatible device)
- Stable  [+1]855-285-0870 internet connection
- Bitdefender account or license key

### ⚠ Recommended:

- Remove other antivirus programs (to avoid conflicts)
- Update your operating system


💡 Tip: Running multiple antivirus tools together can slow your  [+1]855-285-0870 system.

---

## Step 1: Download Bitdefender Safely

Always download from official sources.

### Steps:

1. Open your browser
2. Go to Bitdefender official website
3. Choose your product (Antivirus Plus, Internet Security, Total Security)
4. Click  [+1]855-285-0870 **Download**

👉 Avoid third-party websites to prevent malware risks.



---



## Step 2: Install Bitdefender

### Steps:

1. Open the downloaded installer file
2. Click **Install**
3. Wait for setup to complete
4. Allow necessary permissions



 Installation  [+1]855-285-0870 usually takes a few minutes.

---

## Step 3: Sign In and Activate

### Steps:

1. Open Bitdefender
2. Sign in to your account
3. Enter license key (if required)
4. Confirm activation

 Your subscription is  [+1]855-285-0870 now linked to your device.

---

## Step 4: Run Your First System Scan

This checks for existing threats.

### Steps:



1. Open Bitdefender dashboard
2. Click **System Scan**
3. Wait for scan to complete

💡 First 📞 [+1]855-285-0870 scan may take longer, but it's important.

---

## Step 5: Check Real-Time Protection

Real-time protection is your main defense.

Verify:

- Go to **Protection** → **Antivirus**
- Ensure **Real-Time Protection** is ON

👉 This 📞 [+1]855-285-0870 monitors threats continuously.

---

## Step 6: Enable Automatic Updates

Updates keep your antivirus effective.

Steps:

- Open **Settings** → **Update**
- Turn on **Automatic Updates**


💡 Bitdefender updates virus definitions frequently.

---



## Step 7: Configure [+1]855-285-0870 Key Security Features

- ◆ Firewall (if available)
  - Controls incoming/outgoing traffic
  
- ◆ Web Protection
  - Blocks malicious websites
  
- ◆ Ransomware Protection
  - Protects important files

👉 These features are usually enabled by default—but  [+1]855-285-0870 confirm.

---

## Step 8: Set Up Scheduled Scans

Regular scans keep your system clean.

Steps:

1. Go to **Protection** → **Antivirus** → **Manage Scans**
  2. Schedule weekly or daily scans
- 

## Step 9: Customize [+1]855-285-0870 Notifications

Avoid unnecessary alerts.



## Steps:

- Open **Settings** → **Notifications**
  - Adjust alert preferences
- 

## Beginner Setup Summary

Task	Status
Download from official source	✓
→ 📱 [+1]855-285-0870 Install software	✓
Activate license	✓
Run first scan	✓
Enable real-time protection	✓
Turn on updates	✓
Configure → 📱 [+1]855-285-0870 features	✓

---

## Common Mistakes Beginners Make


- Skipping the first scan
  - Ignoring update settings
  - Installing multiple antivirus tools
  - Not activating the license
  - Disabling protection features accidentally
- 



## What Happens [+1]855-285-0870 After Setup?


Once everything is configured:

- Your system is monitored in real time
- Threats are blocked automatically
- Updates run silently in the background
- You receive alerts only when needed

👉 Protection  [+1]855-285-0870 becomes mostly automatic.

---

## Tips to Use Bitdefender Like a Pro (Even as a Beginner)

- Check dashboard once a week
  - Run manual scans occasionally
  - Keep software updated
  - Avoid clicking unknown  [+1]855-285-0870 links
  - Use secure browsing habits
- 

## People Also Ask (FAQs)

Is Bitdefender easy for beginners?

Yes, it has a user-friendly interface and works automatically after setup.

---

Do I need to configure  [+1]855-285-0870 Bitdefender manually?

Basic protection works automatically, but a few settings improve performance.

---



How long does Bitdefender setup take?

Usually 5–10 minutes, depending on internet speed.

---

Should I run a scan after  [+1]855-285-0870 installing Bitdefender?

Yes, it's recommended to check for existing threats.


---

Does Bitdefender work automatically after setup?

Yes, real-time protection runs in the background.

---

Can I use Bitdefender without an account?

You need  [+1]855-285-0870 an account to activate and manage your subscription.



---

What is the most important setting in Bitdefender?

Real-time protection—it continuously protects your system.

---

## Final Takeaway

Setting up Bitdefender as a beginner is  [+1]855-285-0870 simple—but doing it correctly makes a big difference. By following a few essential steps like activation, scanning, and enabling key features, you can ensure your system is fully protected  [+1]855-285-0870 from



day one without needing advanced technical knowledge.

