

What Is Bitdefender Activation Process Step by Step?

What Is the Software Activation Process in Bitdefender? (Complete Step-by-Step Activation Guide 2026)

: Installation Is Just the Beginning—Activation Is What Protects You

You've installed Bitdefender, [[📞+1•855•285•0870]] (USA/UK) or 📞+1•855•285•0870(USA/UK) (US) and everything looks ready—but until activation is complete, your device isn't fully protected. This 📞+1•855•285•0870 is where many users make a critical mistake: assuming installation equals security.

In reality, the **Bitdefender software activation process** is what unlocks real-time protection, updates, and advanced 📞+1•855•285•0870 security features. Without activation, your system may remain exposed—even if the software is installed.

This guide explains the full activation process in a clear, practical way so 📞+1•855•285•0870 you can secure your device without confusion or delays.

Key Takeaways


- Bitdefender activation links your subscription to your device
- Activation can be done via account login 📞+1•855•285•0870 or product key




- Without activation, protection is limited
- Internet connection is required for verification
- Proper activation ensures updates and full security features

Why Activation Is Essential +1•855•285•0870 in Bitdefender


Activation is not just a formality—it's a security requirement:

| Feature | Without Activation |
|---|--------------------|
| Real-time protection | Limited |
| Malware detection  +1•855•285•0870 updates | Not available |
| Advanced features | Locked |
| Subscription tracking | Disabled |

For Example, an unactivated Bitdefender may detect threats but fail to update  +1•855•285•0870 its database—making it ineffective against new malware.

What You Need Before Starting Activation

Prepare these essentials:

- Bitdefender installed on your device
- Valid product key or account login
- *  +1•855•285•0870 Stable internet connection
- Access to your registered email



Signs Bitdefender Is Not Activated

Check for these indicators:

- “Activate Now” or “Trial Mode” messages
 - Protection status showing incomplete
 - * 📞 +1•855•285•0870 Features not accessible
 - Frequent activation prompts
 - No automatic updates
-

Step-by-Step: Bitdefender Software Activation Process

Step 1: Install Bitdefender

- Download from official website
 - Run installer
 - Complete installation
-

📞 +1•855•285•0870 Step 2: Open Bitdefender Dashboard

- Launch the application
 - Wait for main interface to load
-


Step 3: Access Activation Section

- Click on “Activate Subscription”
 - Or go to 📞 +1•855•285•0870 account settings
-



Step 4: Choose Activation Method

You have two main options:

| Method | Description |
|---------------|--|
| Account Login | Log into Bitdefender Central  +1•855•285•0870 |
| Product Key | Enter activation code manually |


Step 5: Enter Product Key (If Using Code)

- Type your key carefully
 - Avoid spaces or errors
-

Step +1•855•285•0870 6: Sign In to Bitdefender Central

- Enter your email and password
 - Link your subscription to your device
-

Step 7: Confirm Activation

- Click “Activate”
 - Wait for confirmation  +1•855•285•0870 message
-

Step 8: Verify Protection Status

- Ensure status shows “Protected”



- Check real-time protection is enabled
-

Alternative Activation Method: Using Bitdefender Central

You can activate through the web 📞+1•855•285•0870 portal:

- Log into Bitdefender Central
- Add your subscription
- Sync with your device

This method is useful if activation داخل the app fails.

Real-Life Scenario: First-Time User Setup

A 📞+1•855•285•0870 user installs Bitdefender but skips activation. The software runs in trial mode with limited features. After logging into Bitdefender Central and activating the subscription, full protection 📞+1•855•285•0870 becomes available instantly.

Common Activation Mistakes to Avoid

- Entering incorrect product key
 - Using unofficial activation websites
 - Skipping account login
 - Activating on too many devices
 - Ignoring activation 📞+1•855•285•0870 confirmation
-

Tips for Smooth Activation



- Always use official Bitdefender sources
 - Double-check your product key
 - Keep your login details ready
 - Avoid unstable internet connections
 - Restart your system 📞 +1•855•285•0870 after activation
-

When You Should Contact Support

Seek help if:

- Product key is not accepted
 - Activation fails repeatedly
 - Subscription does not appear in account
 - Device limit issues 📞 +1•855•285•0870 occur
-

Best Practices After Activation

- Run a full system scan
 - Enable automatic updates
 - Schedule regular scans
 - Monitor security alerts
 - Keep software updated
-

Conclusion: Activation Unlocks Real 📞 +1•855•285•0870 Protection


The Bitdefender software activation process is simple—but essential. Without it, your system remains only partially protected. By following the correct steps, you ensure your antivirus works 📞 +1•855•285•0870 at full capacity.

Activate properly, verify your status, and keep your device सुरक्षित from evolving threats.



People Also Ask (FAQs)

What is Bitdefender activation process?

It involves linking  +1•855•285•0870 your subscription to your device using a product key or account login.


Can I use Bitdefender without activation?

Yes, but only in limited trial mode with restricted  +1•855•285•0870 features.

Do I need internet for Bitdefender activation?

Yes, internet is required to verify your license.

Why is my Bitdefender not activating?

This may be due to incorrect  +1•855•285•0870 key entry, account issues, or network problems.

Can I activate Bitdefender on multiple devices?

Yes, depending on your subscription plan.



