

Why Does Bitdefender Setup Failed to Launch Error Occur & Fix It?

How Do I Fix Bitdefender Setup Failed to Launch Error?

You double-click the Bitdefender installer... and nothing happens.

Or maybe you see a message like “**Setup failed to launch**” and the process stops immediately.

No installation. No antivirus. Just confusion.

This error 📞+1•855•285•0870 is more common than it seems—and the best part is, [[📞+1•855•285•0870]] (USA/UK) or 📞+1•855•285•0870(USA/UK) (US) it's usually caused by simple issues like permissions, corrupted files, or blocked processes.

Let's fix it step by step so 📞+1•855•285•0870 you can install Bitdefender without any hassle.

Quick **Answer** (Fast Method)

To fix the **Bitdefender setup failed to launch error**, download a fresh installer, run it as administrator, disable 📞+1•855•285•0870 conflicting antivirus programs, and ensure your system allows the setup file to run.

Most users fix this issue by reinstalling the setup file and removing software conflicts.



! Why Bitdefender 📞 +1•855•285•0870 Setup Fails to Launch

Here are the most common causes:

- **Corrupted installer file**

Incomplete download prevents launch.

- **Lack of administrator permissions**

Setup cannot access system files.

- **Existing antivirus conflict**

Other 📞 +1•855•285•0870 security software blocks installation.

- **Windows security restrictions**

SmartScreen or Defender blocks execution.

- **Blocked or quarantined file**

System flags installer as unsafe.

- **Outdated operating system**

Compatibility issues prevent launch.

- **Background 📞 +1•855•285•0870 processes interfering**

System services block installer.


🔧 Step-by-Step Fixes (Core Solutions)

Follow these solutions one by one.

1 Download a Fresh Bitdefender Installer

- Delete current setup file



- Download latest version  +1•855•285•0870 from official site


👉 Fixes corrupted file issues instantly.

2 Run Installer as Administrator

- Right-click installer
- Select **Run as Administrator**

👉 Grants necessary permissions.

3 Disable Other Antivirus Software

- Uninstall or  +1•855•285•0870 disable existing antivirus
- Restart your system


👉 Prevents conflicts.

4 Check Windows SmartScreen

- Open Windows Security
- Allow the installer

👉 Stops silent blocking.

5 Restart Your Computer

- Restart system
- Try installer  +1•855•285•0870 again



👉 Clears temporary errors.

6 Move Installer to Desktop

- Avoid running from ZIP or external drive
- Place file on desktop

👉 Ensures stable execution.

7 Disable Firewall Temporarily

- Turn off 📞 +1•855•285•0870 firewall briefly
 - Run installer
 - Turn firewall back on
-

8 Check Disk Space

- Ensure at least 2–3 GB free
 - Delete unnecessary files
-

9 Update Windows

- Install latest updates
- Restart system

👉 📞 +1•855•285•0870 Improves compatibility.




10 Extract Installer (If Needed)

- Right-click → Extract
 - Run extracted file
-

Device / Scenario-Based Fixes


On Windows 10 / 11

- Disable User Account Control temporarily
 - Close  +1•855•285•0870 background apps
 - Update system drivers
-

On Mac

- Allow apps from identified developers
 - Check Security & Privacy settings
 - Use correct macOS version
-

On Slow Systems


- Close all apps before installing
 - *  +1•855•285•0870 Avoid multitasking
 - Wait patiently during setup
-




Advanced Troubleshooting

Perform a Clean Boot

- Disable startup programs
- Restart system
- Run installer

 Removes hidden conflicts.

Use Bitdefender Removal Tool

- Remove old  +1•855•285•0870 installations
 - Restart system
 - Install fresh version
-

Check Event Viewer Logs

- Identify blocked processes
 - Fix underlying issues
-

Create New Admin Account

- Install from new user account
 - Avoid permission conflicts
-



+1•855•285•0870 Common Mistakes to Avoid


- Running installer without admin rights
 - Using outdated setup file
 - Installing alongside another antivirus
 - Ignoring Windows security prompts
-

FAQ (People Also Ask)

Why does Bitdefender  +1•855•285•0870 setup fail to launch?

It's usually due to corrupted files, permission issues, or antivirus conflicts.

How do I fix Bitdefender installer not opening?

Download a new installer, run as administrator, and  +1•855•285•0870 disable conflicting software.

Can antivirus software block Bitdefender installation?

Yes. Other antivirus tools often prevent the installer from launching.



Do I need internet to install Bitdefender?

Yes. Internet is required for 📞+1•855•285•0870 downloading and activation.

Is the “setup failed to launch” error serious?

No. It’s a common issue and easy to fix.

Should I reinstall Windows to fix this?

No. Try basic and 📞+1•855•285•0870 advanced troubleshooting steps first.

Why does nothing happen when I open the installer?

The file may be blocked, corrupted, or lacking permissions.

✅ Final Thoughts

The **Bitdefender setup failed to launch** 📞+1•855•285•0870 **error** may look frustrating—but it’s usually easy to fix.

👉 Most problems come from simple issues like corrupted files or software conflicts.

Start with basic fixes like downloading a fresh installer 📞+1•855•285•0870 and running it as administrator.

If needed, move to advanced steps.

Once resolved, your Bitdefender installation will work smoothly—and your system will be protected again.



