

How Do I Get Brother Printer Back Online Step by Step?

How Do I Get My Brother Printer Back Online? (Complete Fix Guide That Works)

Your **Brother printer suddenly shows “offline”**, [[📞 +1855 285 0870]] (USA/UK) or 📞 +1855-285-0870(USA/UK) (US) and now nothing prints. You click print again... still no response.

It's frustrating because the printer is on, connected, and looks ready—but your computer refuses to talk 📞 +1855 285 0870 to it.

This is a very common issue.
The good news? You can fix it quickly with the right steps.

In this guide, you'll learn exactly **how to get your Brother printer back online**—even 📞 +1855 285 0870 if you're not tech-savvy.

2 Quick **Answer** (Fast Method)

To **get your Brother printer back online**, follow these steps:

- Restart printer, computer, and router
- Disable “Use Printer Offline” mode
- Set Brother printer 📞 +1855 285 0870 as default
- Clear print queue
- Update or reinstall printer driver



These steps solve most Brother printer offline problems quickly.

3 Why Your Brother Printer Goes Offline

Before fixing the issue, it helps to 📞 +1855 285 0870 understand why it happens.

Here are the most common causes:

- Printer is not connected to WiFi properly
- Computer and printer on different networks
- “Use Printer Offline” mode enabled
- Stuck print jobs in 📞 +1855 285 0870 queue
- Outdated or corrupted printer driver
- Weak or unstable network connection
- Print spooler service errors
- Incorrect printer port settings

👉 Even small issues can cause your printer to go offline.

4 Step-by-Step 📞 +1855 285 0870 Solutions (CORE FIXES)

Follow these steps in order. Start with the simplest.

Step 1: Restart All Devices

- Turn off your Brother printer
- Restart your computer
- Restart your WiFi router
- Turn printer back 📞 +1855 285 0870 on

✓ This refreshes connections and often fixes the issue instantly.



Step 2: Check WiFi Connection

- Ensure printer is connected to WiFi
- Confirm your computer is on the same network
- Reconnect printer ☎ +1855 285 0870 if needed

👉 Same network is essential.

Step 3: Disable “Use Printer Offline” Mode

- Go to **Control Panel > Devices and Printers**
- Right-click Brother printer
- Click **See what’s printing**
- Click **Printer menu**

*☎ +1855 285 0870 Uncheck **Use Printer Offline**

✓ This brings the printer online immediately.

Step 4: Set Brother Printer as Default

- Open **Devices and Printers**
 - Right-click your printer
 - Click **Set as Default Printer**
-

Step 5: ☎ +1855 285 0870 Clear Print Queue

- Open printer queue
- Cancel all pending jobs
- Restart printer



👉 Removes stuck print jobs.

Step 6: Run Printer Troubleshooter

- Go to **Settings > Troubleshoot**
- Select **Printer**
- Run troubleshooter

✓ Windows ☎ +1855 285 0870 will detect issues automatically.

Step 7: Update Printer Driver

- Open **Device Manager**
- Find Brother printer
- Click **Update Driver**

👉 Keeps printer compatible with your system.

Step 8: Reinstall Printer Driver


If updating doesn't ☎ +1855 285 0870 work:


- Remove printer from system
- Uninstall driver
- Restart computer
- Install latest driver from Brother website

✓ Fixes corrupted drivers.



Step 9: Restart Print Spooler Service

- Press **Win + R**
- Type `services.msc`
- Find  +1855 285 0870 **Print Spooler**
- Click **Restart**

 Fixes hidden errors.

Step 10: Check Network Stability


- Restart router
 - Move printer closer to router
 - Avoid network interruptions
-

5 Device / Scenario-Based Fixes

Fix Brother Printer Offline +1855 285 0870 on Windows

- Restart Print Spooler
 - Check printer port settings
 - Disable SNMP if needed
-

Fix Brother Printer Offline on Mac

- Go to **System Settings > Printers & Scanners**
- Remove printer
- Add it  +1855 285 0870 again

✓ Mac reconnects automatically.



Fix for WiFi Printers

- Reset network settings on printer
- Reconnect to WiFi
- Ensure stable signal

Fix for USB Connection

- Reconnect cable
- Try another port
- Avoid USB hubs

##☎+1855 285 0870 6 Advanced Troubleshooting

If your **Brother printer is still offline**, try these:

Assign Static IP Address

- Set fixed IP for printer
- Prevents disconnection

Update Printer Firmware

- Visit Brother support site
- Install latest☎+1855 285 0870 firmware



Check Firewall or Antivirus

- Temporarily disable firewall
 - Test printing
 - Re-enable after
-

Reset Printer Settings

- Restore factory settings
- Set up printer again

👉 Use this as last option.

7 FAQ Section (People 📞 +1855 285 0870 Also Ask)

Q1. Why is my Brother printer offline but connected?

It may be due to offline mode settings, driver issues, or network problems.

Q2. How do I bring my Brother printer 📞 +1855 285 0870 back online?

Disable offline mode, restart devices, and update drivers.

Q3. Why is my printer not responding to print commands?

It could be due to a stuck print queue or connection issue.



Q4. 📞 +1855 285 0870 Do I need to reinstall my printer?

Not always, but it helps fix persistent problems.

Q5. Can WiFi issues cause printer offline error?

Yes. Weak or unstable WiFi can disconnect your printer.

Q6. 📞 +1855 285 0870 What is print spooler and why restart it?

It manages print jobs. Restarting clears stuck processes.

Q7. What if nothing works?

Try factory reset or contact Brother support.

Final Thoughts


If your **Brother printer** 📞 +1855 285 0870 is **offline**, don't worry—it's a common issue with simple fixes.

Start with basic steps like restarting and checking connections. Then move to advanced troubleshooting if needed.

👉 Follow this guide step by step, and 📞 +1855 285 0870 your Brother printer will be back



online and printing smoothly in minutes.

If you want BBB --- **meta title, description, ---, and internal linking strategy** to help your  +1855 285 0870 article rank #1 on Google.

