

How Do I Add Brother Printer to iPhone Easily?

How to Add Brother Printer to iPhone (AirPrint Setup, Detection Logic & Fix Guide)

You tap **Print** on your iPhone.
You expect your Brother printer to appear.

But the list is empty.

No error. No warning. Just... nothing.

This happens because iPhones don't "search" for printers like ☎ +1855 285 0870 computers do. Instead, [[☎ +1855 285 0870]] (USA/UK) or -☎ +1855-285-0870(USA/UK) (US) they **filter and display only devices that meet strict AirPrint visibility conditions**.

If your Brother printer doesn't meet those conditions—even slightly—it becomes invisible.

This guide explains **how to ☎ +1855 285 0870 add a Brother printer to iPhone**, and how to fix the invisible printer problem using a system-level approach.

🧠 What "Adding a Printer" Means on iPhone

On iPhone, there is ☎ +1855 285 0870 no manual install button.



Instead, printers appear automatically using:

- **AirPrint (Apple's native printing protocol)**
- **Bonjour (local network discovery system)**

The process:

1. Printer connects to WiFi
2. Printer broadcasts AirPrint signal
3. iPhone 📞 +1855 285 0870 detects printer
4. You select it

👉 If broadcasting or detection fails → printer won't show

🎯 Core Factors That Control Brother Printer Visibility on iPhone

To successfully add your Brother printer, 📞 +1855 285 0870 you must align these 5 variables:

1 Printer WiFi Connection & Readiness

2 Same Network Requirement

3 AirPrint Support & Configuration

4 iPhone Network Behavior

5 Router-Level Restrictions





+1855 285 0870 Deep Breakdown (Explain → Diagnose → Fix)

1 Printer WiFi Connection (Foundation Layer)

![[Image](https://images.openai.com/static-rsc-4/WGk5UyRFi1p07aVwN36NXKjEN3ePfbfGjkAKxq94X_dHW2Awdr2mkjdZZ-DwtqtLD0J48qJOPD5zTUn7DxoZsqG39pM2KpK3Z7i951NtwlEp7EjK2Ny7XaNtr9aUu6mT-uYpU29iVYo7EW1ggmHdBwEyRGsp5zB8OIP3c3oj-jhgsoLKijhe4Xj4WWeUHvm5?purpose=fullsize)]

![[Image](https://images.openai.com/static-rsc-4/Gmz2FmzP4d5UyG0p6mS22P5A7fzUCSFqTbG_fBpd9zPE3Z4PO4XUmoGiVdXvHW8v2-thvdasKxJnC_uiKeU108Xt4TV6lWnJlyY8wr-l2GOUTelr14KKAny-0ao7sLuwHsthk3jL5PhB9RqybhQYLfH70ZX1_b2KkwNE7laFelJxYuXouhIT4RuRcFEu-bjd?purpose=fullsize)]

![[Image](https://images.openai.com/static-rsc-4/9otDjLfhtwMUy3BbzuLqBLnftBqB2iVxLPer2gt3WY2qLEw6YOny18iAk4x2HL6_JvFHRqmBQgHbrg7zrth3RZ2mhmLbm_nW16w-JZj0sCNx8j8M0atQsD3JlBHAGM7S9e2507g3ThlQhZilylilyFg-J4KpZ3ChbBAcd7XOaCMZjOfk00tSq2YAD9uJelNtG?purpose=fullsize)]

![[Image](https://images.openai.com/static-rsc-4/l4o8NJ0cfK4Ci0DHO4RBb-JZfCOFzip0vYFqOfX7oFBuD0WKwZAR3JbxcN-Tre57opEaNEO73_JxPj63hWsU5Byw9xwU24PMC8x-5DZFLWsqLWoHxkW8pXjNH3Cxe1E3lUzm-qS0HpT-QghaySw7q3ODJadVhMv30Jr4LiW8s-ljG-ajQ_h9t8x9mLymjtYu?purpose=fullsize)]

![[Image](https://images.openai.com/static-rsc-4/yplF2mMeeaY38ZLNGf1IYYPECwqSgFYUANiX3Locd3TLyAx2i4tGZurGKGvYofKwzINMinuwKUyMH2ou0S-bwZiz-_MUVP5awNV4XNFPNauRotJGA0BsW_D3J-Ezs2Zli4WllIV-YklzZTmEcF5ynXJZkEgRqDUk7hHd8n75zkLxDs_team_W7uhKnLHPy4G?purpose=fullsize)]

![[Image](https://images.openai.com/static-rsc-4/gbTK-cCqXGmp2xYwCy5rvyJ64_bqI3TFQ-oDcU-Obc9NlekqkNCbuZl6QDClrK4c28xIM1bWEXRjzDQqEz5bRb4c6RfO5pCivHvqKZYSI9oFDURVjMbwZlvgcJBCAdFb9rIRmCs--q-Dqzcr3nl8AyBDAPJEzYq4dZnWT4mgGJKHIIWOon7BIZEdscRREbch?purpose=fullsize)]

![[Image](https://images.openai.com/static-rsc-4/WNYjKNpiMg1Lo0NNMwnnulQgV0dzkVuLfy_JXE12eoml3E1zsO_5Q6ZoYf8MIXt0HLx1DUb0nEdSMtqp-1Dy0Xs0WhYKKnNp9o9se7nMbJ_eJCekrIORuEukGeJ162agCq8i5enQ2A5FvmGizhFvAHJnOXbnujrNHZKo-9Tj92WBb_ANuzUTbWVa2M-wr6?purpose=fullsize)]

Your Brother printer must be connected to WiFi.



✓ Check:

- Wireless light ON (not blinking)
- Network name correct

✗ 📞 +1855 285 0870 If not connected:

- iPhone cannot detect it

👉 Fix:

- Run wireless setup on printer

2 Same Network Requirement (Critical Rule)

![[Image](https://images.openai.com/static-rsc-4/ZJ_hJ00Xi1umd5RffK1CXwIjHxizVMq7GdnCGOJUPTBq-KpJvLRPIYXS2JRhRgJPoNUjN-STnE16Rea8NOxJU95MmgqtITW_UrvbFh2gxOIGGV1GbmDiuKSsCwR6Duor11ZJx5IWbaxJ0qRP5PyQAT_xyneHb241SKv8zSJYxOPPMpE90XRgZx1C0SlejRo?purpose=fullsize)]

![[Image](https://images.openai.com/static-rsc-4/fNlzzdptgflmDC1I38_THmYwlqqdvx6nsXLJHTH1-RN1YUVVMQUUMV6AnHZIMhvr9LyILbJTwYDILjFGf1giZCT1N4X9Nqej3xKY5JC14XlcfmhFZ3jC7Su6XCCxbOfR-twOq2IKMqHDowYkbi4Y47E-CbRoGfwKx3ihUepuWS8P-WT2oA2Pt7iJy8rNbRxt3?purpose=fullsize)]

![[Image](https://images.openai.com/static-rsc-4/7z0VlzlEa9xk9KzihuTN0jQMOGZk3rSmEs664t5-8inGiaLJ5zPeytHmEFE7kbvtGuAjBkRLTRAeo_BUXP6pBjHwfydL9wy0ds2TEw8q_hDhitFwxZeH82iKS9S_YTqg9uhzcx0C1DI-WoorPMx8Vr9MKASI2wFqWtevKFL3PS3K0m__CfGiBiyM30X8Z3S?purpose=fullsize)]

![[Image](https://images.openai.com/static-rsc-4/S0tb_7F2ODgn_SimmrjsSXRhMgalPPUSSFcdfxTNgwNXgH2ACgEw0IEFaNB6FuVq2O5pKmFA6AYOyA76NRwqvuzKSoyB9Bq7LtJE3K7_tv5C4SZi2fDdDIFhvAgfJxVfLd5FhCxofV-6ZiNaxPIU4WIsMyNOCEyj7j3GP1JrPjtF03bprHBC7i05G2zWGHNz?purpose=fullsize)]

![[Image](https://images.openai.com/static-rsc-4/WNYjKNpiMg1Lo0NNMwnnulQgV0dzkVuLf6y_JXE12eoml3E1zsO_5Q6ZoYf8MIXt0HLx1DUb0nEdSMtqp-1Dy0Xs0WhYKKnNp9o9se7nMbJ_eJCekrIORuEUkGeJ162agCq8i5enQ2A5FvmGizhFvAHJnOXbnujrNHZKo-9Tj92WBb_ANuzUTtbWVa2M-wr6?purpose=fullsize)]



![[Image](https://images.openai.com/static-rsc-4/l6DwGF6skISBQCHCoeFKuUO-0vD4LxQj_tFvCUWaHcU6-hEjomXYbon7S5OVjW-2vsZL14InEieE01gXDFnEcVbPkEse6szDsmf2xhnfGl8idtJyj0aHQ2zrvHI_lrf8gQLeZiqGwj3bGfwURfKJqPGO_3JzKcrKP6_OQi_CO2FklwKB4neoyOU-IXEZ XGLI?purpose=fullsize)]

Your iPhone and printer must be on the **same WiFi network**.

✗ 📞 +1855 285 0870 Common issues:

- iPhone on mobile data
- Printer on WiFi
- Guest network isolation

👉 Result:

- Printer invisible

✓ Fix:

- Connect iPhone to same WiFi
 - Turn off mobile data temporarily
-

3 AirPrint Support 📞 +1855 285 0870 (Detection Engine)

Most modern Brother printers support **AirPrint**.

- ✓ No drivers needed
- ✓ Automatic detection

✗ If AirPrint is disabled or unstable:

- Printer won't appear

👉 Fix:

- Restart printer
 - Update firmware
-



4 iPhone Discovery ☎+1855 285 0870 Behavior (Passive System)

iPhone does NOT manually scan.

It waits for printers to:

- Broadcast their presence

👉 If broadcast fails:

- Printer won't show

✓ Fix:

- Toggle WiFi OFF → ON
 - Restart iPhone
 - Retry ☎+1855 285 0870 print
-

5 Router Restrictions (Hidden Barrier)

Modern routers can block local discovery.

Issues:

- AP isolation
- Guest network
- Firewall restrictions

👉 Result:

- Printer connected but invisible

✓ Fix:

- Use main network
 - Restart router
-



+1855 285 0870 Step-by-Step: How to Add Brother Printer to iPhone

Standard Method (AirPrint)

1. Connect printer to WiFi
2. Connect iPhone to same network
3. Open photo/document
4. Tap **Share** → **Print**
5. Tap **Select**  **+1855 285 0870 Printer**
6. Choose Brother printer

✓ Done

If Printer Doesn't Appear (Fix Workflow)

Follow this sequence:

1. Restart printer
2. Restart router
3. Toggle iPhone WiFi
4. Ensure same network
5. Reconnect printer

✓ Solves most detection issues

+1855 285 0870 Alternative Method (Brother iPrint&Scan App)

![[Image](https://images.openai.com/static-rsc-4/molQoPj3bQyJD16W5-mYyLIdPIbpB_yCYy4TA-4TS_1slx8xm1XOmQgi47zRk0RG7tDV17qAuqfppGx0_xCnjaJ2kRPSa9R33hRAM4z-ag_00nmj1uJaNPGq1VZp7zaWITeudtTmsklZJ16tTvpXgY0k4mlX7ijlw7SVkdCllkhE7K7e3fHToZQNP1mfNBRP?purpose=fullsize)]

![[Image](https://images.openai.com/static-rsc-4/9otDjLfhtwMUy3BbzuLqBLnftBqB2iVxLPer2gt3



WY2qLEw6YOny18iAk4x2HL6_JvFHRqmBQgHbrg7zrth3RZ2mhmLbm_nW16w-JZj0sCNx8j8M0
atQsD3JlBhAGM7S9e2507g3ThlQhZlylilyFg-J4KpZ3ChbBAcd7XOaCMZjOfk00tSq2YAD9uJel
NtG?purpose=fullsize)

![[Image](https://images.openai.com/static-rsc-4/yplF2mMeeaY38ZLNGf1IYYPECwqSgFYUANiX
3Locd3TLyAx2i4tGZurGKGvYofKwzINMinuwKUyMH2ou0S-bwZiz-_MUVP5awNV4XNFPNauRot
JGA0BsW_D3J-Ezs2Zli4WllV-YklzZTmEcF5ynXJZkEgRqDUk7hHd8n75zkLxDs_team_W7uhK
nLHPy4G?purpose=fullsize)

![[Image](https://images.openai.com/static-rsc-4/Gmz2FmzP4d5UyG0p6mS22P5A7fzUCSFqTb
G_fBpd9zPE3Z4PO4XUmoGiVdXvHW8v2-thvdasKxJnC_uiKeU108Xt4TV6lWnJlyY8wr-l2GOUT
elr14KKAny-0ao7sLuwHsthk3jL5PhB9RqybhQYLfH70ZX1_b2KkwNE7laFelJxYuXouhIT4RuRc
FEu-bjd?purpose=fullsize)

![[Image](https://images.openai.com/static-rsc-4/wGo288DW9vuvDYmqODUTVwMDhrJpyMbldv
U9B7CKdz2GWW6lb-VFw_1c92TLywlO9ghSrFtdbTW7BV26kUn6TdhWxvgTkCAsOv3CiXQm_
dVHM9pUeXPSwUNaFa98S1ZFJQLQUXLvRJJomzBUiqVOpniL5Vka3VullvQCW0Rh0gVLvZw
ufqf27tJ46Z1UI-3P?purpose=fullsize)

![[Image](https://images.openai.com/static-rsc-4/NUZkNbWykSAb3bIDJj4MTZ2kuoN4F8i_QVCK
TBJJanX98ZeurMMWiTMWi7JFIFSMUJxpJGYgW9sm2OXEZc35orULG1d1TUkyYAcOOQzxdRL
wUe5ja6K3U2N4DfBkSAXs3x-bK7Q6np5-IF09WYh7P1asA_29st6Q0SIBLvtURLSaIII0WBnoyn
nue_DZMdc?purpose=fullsize)

![[Image](https://images.openai.com/static-rsc-4/hQRRaO1I9zfBQ7WWWh5E-R7yOtc3CT4-M-7hxt
puHNXTAmQMI4Xp8ts6G1r_s-f4nAweH1QTEmrQ7PbVxda1art-H6a7E1R-EooBMNZ8iED10Ay
dn0-4luX_q8ADEYREkpm7QYBwj0ih6n3TNWGP__dzgsXmH55X2Q_weD_OfxyRiR0ZxeR9Sdb
brvmHpdxtJ?purpose=fullsize)

1. Install Brother iPrint&Scan app
2. Open app
3. Tap “Add Printer”
4. Follow instructions

✓ Useful for:

- First-time setup
- Troubleshooting



Optimization Strategies (Ensure Reliable Printing)

✓ Keep  +1855 285 0870 Printer Awake

Sleep mode stops broadcasting

✓ Maintain Strong WiFi Signal


Weak signal delays detection

✓ Avoid Network Switching

Prevents disconnection

✓ Update Firmware Regularly

Improves compatibility

 **Advanced Insights: Why Brother Printer  +1855 285 0870 Doesn't Show on iPhone**

Insight 1: Visibility Depends on Network, Not Installation

Even correctly set printers won't appear if network blocks them



Insight 2: AirPrint Is Passive


Printer must actively broadcast

+1855 285 0870 Insight 3: Setup Mode Affects Discovery

Incorrect setup prevents visibility

Fast Method (Quick *Answer*)


To add Brother printer to iPhone:

- Connect printer and iPhone to same WiFi
 - Open document →  +1855 285 0870 tap Share → Print
 - Tap “Select Printer”
 - Choose your Brother printer
-

People Also Ask (----Optimized FAQs)

Why is my Brother printer not showing on iPhone?

Possible reasons:

- Different WiFi  +1855 285 0870 networks
- AirPrint issue
- Router blocking detection



Can I manually add printer on iPhone?

No. iPhone detects AirPrint printers automatically.

Do I need Brother app to print?

Not required, but helpful.

Why 📞 +1855 285 0870 does printer appear sometimes but not always?

Possible causes:

- Weak WiFi
 - Sleep mode
 - Network instability
-

Can I print without WiFi?

Yes, using WiFi Direct (if supported).



Conclusion: Adding Means Making 📞 +1855 285 0870 the Printer Discoverable

On iPhone, adding a printer is not about installation—it's about **visibility inside the network ecosystem**.



When you align:

- WiFi
- AirPrint
- Device settings

...the printer appears instantly.

👉 Strategic takeaway:

If your 📞 +1855 285 0870 iPhone can't find the printer, fix the visibility—not the device.

